


## Multimedia products

Make sure that you describe and evaluate THREE different multimedia products for this part of Unit 4. Save your evaluations as three separate documents.

**Describe** the multimedia product.

(Type as much as you want in the boxes provided. Do not feel that you must stick to the space provided)

<p><b>Source of multimedia product</b> Where can this product be found? Give URL, name of CD ROM, etc</p>	<p><a href="http://www.rspb.org.uk/youth/play/popup_avianresurrection.asp">http://www.rspb.org.uk/youth/play/popup_avianresurrection.asp</a></p>
<p><b>Target audience</b> <i>Describe</i> the typical user e.g. age, gender, interests, previous knowledge</p>	<p>This product is a URL address and can be found on the internet</p> <ul style="list-style-type: none"> <li>• This multimedia product is mainly aimed at primary school children (ages 6-11)</li> <li>• This product is aimed at both boys and girls in that specific age range</li> <li>• People that are interested in different species of birds or the habitats of specific birds may also be interested in this multimedia product, however this would only provide a brief or minimal stimulation of their interest due to the age group the product is aimed at</li> </ul>
<p><b>Purpose/aims</b> <i>Describe</i> what the creator of the product wants you to do, know or feel after you have finished using the product.</p>	<ul style="list-style-type: none"> <li>• The creator of the product wants you to explore the different features of different species of birds and why they have these features</li> <li>• The creator of the product wants you to know the reasons behind birds having these features and how it allows them to survive in their different habitats as different habitats mean that birds need different characteristics in order to survive there</li> <li>• The creator of the product wants you to feel that after you have viewed the multimedia product, you know what characteristics are needed in a bird and what habitats different birds survive in.</li> </ul>
<p><b>Technical details</b> What file format is the product in? How big is the file/product? How fast does it load up?</p>	<ul style="list-style-type: none"> <li>• The multimedia product takes approximately 2 seconds to load if not less</li> <li>• The multimedia product is created using Adobe Flash Player 9</li> </ul>
<p><b>What are the main features/activities of the product?</b> Use cropped screenshots to explain what happens at each stage</p>	

## Multimedia products

<p><b>Colour</b> <b>Describe</b> which colours have been used for what. Are the colours good or not-so-good? Explain why</p>	<ul style="list-style-type: none"> <li>The main colour that is used is green as that reflects the theme of the multimedia product which is the different habitats of birds and birds generally live in trees hence green is used.</li> <li>The colours are used are effective as they work well with each other, appealing to the viewer and furthermore, the different colours for different planets makes them easily recognisable so that even if people don't understand the words, they will be able to understand the images which will increase the amount of people that visit the website and view the multimedia product</li> </ul>
<p><b>Text</b> <b>Describe</b> which text has been used for what. Explain the font, the style, the size, the colour, the language used. Is the text good or not-so-good? Explain why</p>	<ul style="list-style-type: none"> <li>The text is easy to read so that everyone can understand which will increase the amount of people that visit the website</li> <li>The size is suitable as it is big enough to read clearly but it doesn't distract the viewer from the other elements on the page but instead brings these other elements to the viewers attention</li> <li>The style of the font makes it easy to read but also goes in line with the feel of the multimedia product and in a way helps to enhance that feeling</li> <li>The language used is informal so that it appeals to the younger audience that the multimedia product is intended for. Moreover, the language can be describes as "futuristic" as that is the time zone that the product is set in, so the language that is used has to match this scenario</li> </ul>
<p><b>Images</b> <b>Describe</b> which images have been used in the product. Are the images good or not-so-good? Explain why</p>	<ul style="list-style-type: none"> <li>The main image that is used is the title screen as shown below</li> <li>The rest of the multimedia product is made up of different animations that flow on together to make it seem like a continuous video</li> </ul>
<p><b>Sounds</b> <b>Describe all</b> the sounds that have been used in the product. Are the sounds good or not-so-good? Explain why</p>	<ul style="list-style-type: none"> <li>Sounds are used throughout the multimedia product, which give it an extra dimension and helps it appeal to a wider audience</li> <li>The sounds include background music which gives the product a futuristic feel, the sound of the engines and mechanical equipment that belongs to the spaceship and the squawking of the different types of birds</li> <li>These sounds are a good effect as it creates a more realistic environment for the user to view the multimedia product in and also makes the multimedia</li> </ul>
<p><b>Video</b> <b>Describe</b> any videos that have been included in the product. Are the videos good or not-so-good? Explain why</p>	<ul style="list-style-type: none"> <li>At the beginning of the multimedia product, we see a video of the spaceship taking off and reaching the new system, which gives the viewer the background information of the product</li> <li>Near the end of the product, we see a video of the species of birds being sent to the planet and we see if they are able to survive or not</li> <li>The videos are effective as they contrast well with the animation. As they are used before and after the main body of the multimedia product, they don't interfere with that but instead enhances the experience that the user gets. They give the user more meaning behind the multimedia product</li> </ul>
<p><b>Animation</b> <b>Describe all</b> the different animations that have been used in the product. Are the animations good or not-so-good? Explain.</p>	<ul style="list-style-type: none"> <li>The whole multimedia product is an animation; therefore I am not able to describe every single component. However, the multimedia product runs smoothly so that it all seems as one and not as lots of different animations joined together. This gives the product a professional feel and makes it a more enjoyable journey</li> </ul>

## Multimedia products

<p><b>Navigation</b> <b>Explain</b> how you work your way around the product. Is there a menu? Buttons to press? Are the instructions clear?</p>	<ul style="list-style-type: none"> <li>Before you start viewing the multimedia product, you can get a set of instructions on what the multimedia product is about and how you go about completing the product. It also gives background information on what the multimedia product is about, which enhances the experience of the viewer</li> <li>The user then decides if they want to view the introduction or skip it</li> <li>The user then gets take to the main menu bar, where the user gets to choose which planet they will populate with birds</li> <li>After the user has attempted to populate the plant, they are taken back to the main screen where they can choose a different planet to populate</li> </ul>
<p><b>Interactivity</b> <b>Explain</b> how you interact with the product Are you allowed to choose where you go in the product or is the route decided for you? Can you press buttons to listen to sounds or make things happen? Is drag and drop used?</p>	<ul style="list-style-type: none"> <li>The user is allowed to choose where they go in the product, however they are restricted as the user can choose between 5 different planets to populate but no more than that</li> <li>Sound is constantly played throughout the multimedia product, however the user doesn't have an option which allows them to turn the sound off so this is a restriction on the multimedia product</li> <li>The user presses buttons in order to decide what parts of the birds should go together for that specific environment</li> <li>Drag and drop isn't used in this particular multimedia product</li> </ul>

Now make your own list of top tips and fatal flaws.

Good features	Not so good features	Improvements Give examples e.g. If it needs sound explain what sound would be best
The user is given a choice of which planet they can choose, which will provide more excitement than if only one planet was available		
The style of the multimedia product will appeal to its target audience as it is presented in a fun way which will keep the attention of the user whilst still fulfilling its purpose effectively	There are only 5 planets available to populate, which limits the amount of freedom the user has in the multimedia product	There should be more planets available to populate which would keep the attention of the viewer for much longer and make the multimedia product seem more exciting
	There is no option which allows the user to turn off the sound in case they want to listen to some other music whilst they are exploring the multimedia product	There should be a clear mute button on the animation which would allow the user to turn off the sound but in a way that it won't interfere with the actual multimedia product

## Multimedia products

Make sure that you describe and evaluate THREE different multimedia products for this part of Unit 4. Save your evaluations as three separate documents.

**Describe** the multimedia product.

*(Type as much as you want in the boxes provided. Do not feel that you must stick to the space provided)*

<p><b>Source of multimedia product</b> Where can this product be found? Give URL, name of CD ROM, etc</p>	<ul style="list-style-type: none"> <li>This multimedia product is an interactive PowerPoint presentation</li> <li>This product was found on the TTS Online website</li> </ul>
<p><b>Target audience</b> <b>Describe</b> the typical user e.g. age, gender, interests, previous knowledge</p>	<ul style="list-style-type: none"> <li>The typical user for this multimedia product is children of primary school age (6-11)</li> <li>This product is aimed at both boys and girls in that specific age range</li> <li>This will also appeal to people that are interested in different types of wild animals, however this would only provide a brief or minimal stimulation of their interest due to the age group the product is aimed at</li> </ul>
<p><b>Purpose / aims</b> <b>Describe</b> what the creator of the product wants you to do, know or feel after you have finished using the product.</p>	<ul style="list-style-type: none"> <li>The creator of the product wants the user to explore the characteristics of different wild animals, where they come from, what they eat, their life span and some other miscellaneous facts</li> <li>The creator of the multimedia product wants the user to know that they have learnt something about wild animals and that information will stay with them</li> <li>The creator wants the user to feel as if they know now what different wild animals are about, which in essence what the creator wants the user to know after they have viewed the multimedia product</li> </ul>
<p><b>Technical details</b> What file format is the product in? How big is the file/product? How fast does it load up?</p>	<ul style="list-style-type: none"> <li>The file format is Microsoft PowerPoint</li> <li>The file size is 673 KB</li> <li>The multimedia products takes approximately 2 second to load up, if not less</li> </ul>
<p><b>What are the main features/activities of the product?</b> Use cropped screenshots to explain what happens at each stage</p>	<div data-bbox="885 1041 1082 1303"> </div> <div data-bbox="885 705 1082 967"> </div> <div data-bbox="885 374 1082 636"> </div> <div data-bbox="1125 1041 1321 1303"> </div> <div data-bbox="1125 705 1321 967"> </div> <div data-bbox="1125 374 1321 636"> </div>

## Multimedia products

<p><b>Colour</b> <i>Describe</i> which colours have been used for what. Are the colours good or not-so-good? Explain why</p>	<ul style="list-style-type: none"> <li>The colours that are used are purple, white, red and orange (the colour of the text) and the respective colours of the six animals that are the subject of the multimedia product</li> <li>By using the colours of the animals as the background, it makes the product seem more realistic and more on task as the product is about animals therefore the visual themes should also be on animals</li> <li>The colour of the text contrasts well with the background it is used, so this makes sure that the text is readable whilst still keeping the fun-style of the presentation</li> </ul>
<p><b>Text</b> <i>Describe</i> which text has been used for what. Explain the font, the style, the size, the colour, the language used. Is the text good or not-so-good? Explain why</p>	<ul style="list-style-type: none"> <li>Text has been used to describe the different aspects of the animals, the title of each slide and the hyperlink back to the front page</li> <li>The font that is used is "Arial" as this is both easy to read and also gives the products a professional but fun feel to it</li> <li>As the target audience is primary school children, the creator of the multimedia product has to make sure the text is easy to read due to the target audience it is aimed at</li> <li>The language that is used is English</li> <li>Overall, the text is a good choice in both presentation and style as it is easy to read whilst still keeping a professional feel which will appeal to primary school children which is the audience the product is intended for</li> </ul>
<p><b>Images</b> <i>Describe</i> which images have been used in the product. Are the images good or not-so-good? Explain why</p>	<ul style="list-style-type: none"> <li>Images of the animals the presentation is about have been used as background of the slides. However, only two of the images actually show the animal, whereas the other 3 show the skin of that particular animal. This is appropriate as this makes sure that each slide is easily recognisable to the user through the image that acts as the background and makes sure that even if the user doesn't understand the content, they will get a sense of what that slide is about through the background</li> <li>The front page shows an image that is associated with all the animals in the presentation which is an image of grass. This connects all the slides to the main page through the image and the slides are connected through hyperlinks linking back to the main page</li> <li>The images are effective as they provide users with a visual aid that will enhance their experience whilst viewing the multimedia product; however the images of only the animal's skins are blurred, therefore making the presentation have an amateur feel towards it. Moreover, the image should be consistent to make it professional so it should either have been entirely images of the skins of the animals or the images of all animals should have been a whole image showing the animal in question</li> </ul>
<p><b>Sounds</b> <i>Describe all</i> the sounds that have been used in the product. Are the sounds good or not-so-good? Explain why</p>	<ul style="list-style-type: none"> <li>There has been no sound used in this particular multimedia product</li> <li>I think that the multimedia product should have a sound button on each slide so that the user can hear what the animals' sound like and by having this; it will enable the user to get a more detailed insight of the animal. Moreover, even if the user doesn't recognise the text, they will be able to identify the animal through the sound</li> </ul>
<p><b>Video</b> <i>Describe</i> any videos that have been included in the product. Are the videos good or not-so-good? Explain why</p>	<ul style="list-style-type: none"> <li>There has been no video used in this particular multimedia product</li> <li>I think that the multimedia product should have a 10 second clip on each slide showing the user what the animal is like in the wild, as although text and images are suitable, having a video will increase the understanding of the user immensely as they will be able to see what it is like instead of having to imagine it</li> </ul>

## Multimedia products

<p><b>Animation</b>  <i>Describe all</i> the different animations that have been used in the product          Are the animations good or not-so-good? Explain.</p>	<ul style="list-style-type: none"> <li>• There has been no animations used in this particular multimedia product</li> <li>• By not having any animation, it doesn't hinder the multimedia product but by having animations it would appeal to the target audience (primary school children) as they would find the multimedia product more fun and enjoyable</li> </ul>
<p><b>Navigation</b>  <i>Explain</i> how you work your way around the product. Is there a menu? Buttons to press? Are the instructions clear?</p>	<ul style="list-style-type: none"> <li>• In this presentation, the user has to click on the images on the first slide of the different animals in order to go to the slide that is associated with that animal</li> <li>• This can be interpreted as a menu where instead of text images are used</li> <li>• On each slide there is a button which states "Back to start" which is a hyperlink back to the first slide</li> </ul>
<p><b>Interactivity</b>  <i>Explain</i> how you interact with the product          Are you allowed to choose where you go in the product or is the route decided for you?          Can you press buttons to listen to sounds or make things happen? Is drag and drop used?</p>	<ul style="list-style-type: none"> <li>• The user has a limited freedom of deciding where they can go in the multimedia product, as they can choose which animal they can visit and which order they do it in. However, the user always has to go back to the opening slide after viewing the one they are on and this is repeated for all the slides. In this way, the route is decided for you even though the user has a minimum amount of freedom</li> </ul>

## Multimedia products

Now make your own list of top tips and fatal flaws.


Good features	Not so good features	Improvements <b>Give examples</b> e.g. If it needs sound explain what sound would be best
The design is simplistic so this will appeal to the target audience and make sure that they can understand the concept and the meaning of the multimedia product		
The text used is easy to read; therefore it will appeal to the target audience. Moreover, the colours used contrast well with the background and makes sure that the text is not overpowered by the background but instead is easy to read and understand		
	There is no sound in the multimedia product	Sounds of the different animals on the presentation should be included as this will ensure that the user knows exactly what animal the slide is talking about. The sounds of the animals that should be used are: a zebra, a elephant, a giraffe, a parrot and a tiger
	There is no video in the multimedia product	A 10 second clip of the different animals in the presentation would increase the understanding the user has on that particular animals and ensure that the multimedia product fulfils its aim of educating children on different wild animals
	The images that are used are not consistent with each other	The background images should be of the whole animal so that the user knows exactly what the animals looks like, so instead of the slide show showing the skins of the zebra, giraffe and tiger it should instead show an image of the actual animal in its natural habitat

## Multimedia products

Make sure that you describe and evaluate THREE different multimedia products for this part of Unit 4. Save your evaluations as three separate documents.

**Describe** the multimedia product.

(Type as much as you want in the boxes provided. Do not feel that you must stick to the space provided)

<b>Source of multimedia product</b> Where can this product be found? Give URL, name of CD ROM, etc	http://www.redcross.org/flash/giftoflife/giftoflife.html • This multimedia product is an online presentation
<b>Target audience</b> <b>Describe</b> the typical user e.g. age, gender, interests, previous knowledge	• This multimedia product is aimed at anyone that is physically able to give blood and its aim is to persuade these people to give blood • This multimedia product is for the age range 17-40, which is the most suitable age range that can give blood to other people and be their weight must be at least 110 pounds
<b>Purpose/aims</b> <b>Describe</b> what the creator of the product wants you to do, know or feel after you have finished using the product.	• The creator of the multimedia product wants the user to be in position where they are able to give blood and feel comfortable giving blood. The product wants to persuade the user to donate blood • The creator of the multimedia product wants the user to know what donating blood involves and the process that occurs when a person decides to donate blood • The creator of the multimedia product wants the user to feel obliged to give blood as they could save a life, however if they don't they may cause someone to die due to a lack of blood
<b>Technical details</b> What file format is the product in? How big is the file/product? How fast does it load up?	• The multimedia product takes approximately 1 second to load up, if not less • The multimedia product is created using Adobe Flash Player 9
<b>What are the main features/activities of the product?</b> Use cropped screenshots to explain what happens at each stage	



## Multimedia products

<b>Colour</b> <b>Describe</b> which colours have been used for what. Are the colours good or not-so-good? Explain why	<ul style="list-style-type: none"> <li>The colours that are used are colours that are associated with health and the medicinal area. These colours are used so that even if a user doesn't understand the content of the multimedia product, they will get a idea of the theme through the colours that are used</li> <li>The colours that are used contrast well with each other and complement each other well which makes sure that the multimedia product has a professional feel to it</li> </ul>
<b>Text</b> <b>Describe</b> which text has been used for what. Explain the font, the style, the size, the colour, the language used. Is the text good or not-so-good? Explain why	<ul style="list-style-type: none"> <li>Text has been used to show what each part of the presentation is about and to give vital information on the blood donating process to the user of the multimedia product</li> <li>The font is in a professional style but it is also easy to read so that everyone that views the multimedia product is able to understand it</li> <li>The colour of the text contrasts well with the background so that it works with the background to deliver a high-quality presentation rather then overpowering the background which would decrease the overall quality of the presentation</li> </ul>
<b>Images</b> <b>Describe</b> which images have been used in the product. Are the images good or not-so-good? Explain why	<ul style="list-style-type: none"> <li>An image of a red cross as been used, so that the user of the multimedia product instantly knows that the product is produced by the American Red Cross but also a red cross symbolises hope and help, which in essence, what the American Red Cross is all about</li> <li>There are also images of people that have donated blood and the patients that have received blood, in order to show the user of the multimedia product that giving blood does actually help people and that people give blood voluntarily out of the kindness of their heart</li> <li>There are images showing the process of donating blood and this gives the user a visual aid into what it is like to give blood and how the process is done which overall, enhances the understanding of the user about the multimedia product</li> </ul>
<b>Sounds</b> <b>Describe all</b> the sounds that have been used in the product. Are the sounds good or not-so-good? Explain why	<ul style="list-style-type: none"> <li>Throughout the multimedia product, there is a man that is performing a voiceover, giving information on what the multimedia product is about and this enhances the whole experience as it gives the user sound to go with the visual aid that is provided by the presentation</li> </ul>
<b>Video</b> <b>Describe</b> any videos that have been included in the product Are the videos good or not-so-good? Explain why	<ul style="list-style-type: none"> <li>There has been no video included in this multimedia product</li> <li>There should be video included in the multimedia as this would have improved the experience that the user would get from the multimedia product. I think that the multimedia product should have a 10 second showing how blood donation works and what effect it has on the people that receive the blood, as although text and images are suitable, having a video will increase the understanding of the user immensely as they will be able to see what it is like instead of having to imagine</li> </ul>
<b>Animation</b> <b>Describe all</b> the different animations that have been used in the product Are the animations good or not-so-good? Explain.	<ul style="list-style-type: none"> <li>There has been one animation included in this multimedia product which is an animation showing a person being drained of blood and the blood filling up a bottle</li> <li>This animation is quite effective as it shows what the process of giving blood involves but as it is a cartoon-type animation, it won't put viewers off from giving blood whereas if it was an actual video, some people might get scared and then decide that donating blood is not for them</li> </ul>

## Multimedia products

<b>Navigation</b> <b>Explain</b> how you work your way around the product. Is there a menu? Buttons to press? Are the instructions clear?	<ul style="list-style-type: none"> <li>The multimedia product is a continuous presentation, however the user has a choice of pausing the presentation or going right to the end of the presentation</li> <li>There are buttons under the main screen, which allow the user to pause the presentation, play the presentation, go to the start of the previous area or go right to the end. There are also buttons which allow the user to check their eligibility of giving blood and how they can give blood and these two buttons provide hyperlinks to external websites in order for the user to get the necessary information</li> </ul>
<b>Interactivity</b> <b>Explain</b> how you interact with the product Are you allowed to choose where you go in the product or is the route decided for you? Can you press buttons to listen to sounds or make things happen? Is drag and drop used?	<ul style="list-style-type: none"> <li>The route of the multimedia product is decided for you, as the user can only go to the start or the end of the presentation and this is all through one route that is decided for you</li> <li>You can't press buttons to listen to sound but a voiceover is played throughout the multimedia product which enhances the understanding of the product that the user receives</li> <li>There is a option to find out if the user is eligible to give blood and how to give blood and this is done through two buttons at the bottom of the screen where the other buttons are located</li> </ul>

Now make your own list of top tips and fatal flaws.

Good features	Not so good features	Improvements Give examples e.g. If it needs sound explain what sound would be best
The voiceover is effective as it gives the multimedia product more meaning and provides the user with a better understanding of the message the multimedia product is trying to convey and what the product is all about The animation is a good idea as it provides the user with a visual aid on what the process of giving blood involves but as it is a cartoon-type animation and not video, it won't scare people that are thinking about giving blood to change their mind		
	There is no video included in the multimedia product	There should be a video of a person that has received blood talking about how it has affected them and their life as if the user knew what giving blood would mean to the recipient, then they might be more inclined to donate blood
	The route is decided for you as the user can only go through the presentation and not to anything else so if the user wants to go to a specific part of the presentation, they have to wait until that specific part appears	There could be a menu at the beginning of the presentation, which allows the user to go to a specific part of the presentation and make it easier to find specific information

## Multimedia products

Make sure that you describe and evaluate THREE different multimedia products for this part of Unit 4. Save your evaluations as three separate documents.

**Describe** the multimedia product.

(Type as much as you want in the boxes provided. Do not feel that you must stick to the space provided)

**Source of multimedia product**

Where can this product be found?

Give URL, name of CD ROM, etc

[http://www.bbc.co.uk/health/first\\_aid/skills\\_test/accidentscene\\_challenge.shtml](http://www.bbc.co.uk/health/first_aid/skills_test/accidentscene_challenge.shtml)

- This product is an interactive quiz on the BBC website
- This product can be found using the URL address above

**Target audience**

**Describe** the typical user e.g. age, gender, interests, previous knowledge

- This product is not for a specific age range but anyone who wants to learn about first aid
- It is aimed at both males and females as first aid is not restricted to one gender only
- This product is also aimed at people who want to learn about first-aid and that are interested in first-aid

**Purpose/aims**

**Describe** what the creator of the product wants you to do, know or feel after you have finished using the product.

- The creator of the multi media product wants the user to explore what is required of someone if they find a accident site and need to help the injured
- The creator of the multimedia product wants the user to know that they are able to cope if they are ever presented with this situation in their lives
- The creator of the multimedia product wants the user to feel as though they have learnt what is need of them if this situation ever arises and that they are confident that they are able to cope with the situation

**Technical details**

What file format is the product in?


How big is the file/product?

How fast does it load up?

- This multimedia product was created by using Adobe Flash Player 9
- This multimedia product takes approximately 2 seconds to load up, if not less

**What are the main features/activities of the product?**

Use cropped screenshots to explain what happens at each stage



## Multimedia products

<b>Colour</b> <b>Describe</b> which colours have been used for what. Are the colours good or not-so-good? Explain why	<ul style="list-style-type: none"> <li>Pale colours have been used so that the main focus of the user is on the content of the multimedia product rather than how it looks</li> <li>The other colours that are used complement each other well which enhances the look of the multimedia product and gives it a professional feel</li> </ul>
<b>Text</b> <b>Describe</b> which text has been used for what. Explain the font, the style, the size, the colour, the language used. Is the text good or not-so-good? Explain why	<ul style="list-style-type: none"> <li>The font that has been used is "Tahoma" and the reason that this font has been used is so the user of the multimedia product is able to easily read the text, which is essential as the main reason</li> <li>The size of the text is suitable for the multimedia product as the text is therefore easy to read, which is the most important feature of the multimedia product as the main aim of the product is to inform the users of how to act during an accident</li> <li>The colour used is a good choice as it makes the text easy to see and also catches the attention of the user as a result of it complementing well with the background colour</li> </ul>
<b>Images</b> <b>Describe</b> which images have been used in the product. Are the images good or not-so-good? Explain why	<ul style="list-style-type: none"> <li>Images have been used to show the different steps a person should take in order to deal with an accident</li> <li>These images are useful as they provide a visual aid to the user, which enhances the meaning of the text and works with the text in order to deliver the message of the product effectively</li> <li>The images that are used are simplistic so that they don't take the users' attention away from the text, which is the most important aspect of the multimedia product, but instead work with the text to inform users of how to cope if they are confronted with an accident scene like the one shown in the multimedia product</li> </ul>
<b>Sounds</b> <b>Describe all</b> the sounds that have been used in the product. Are the sounds good or not-so-good? Explain why	<ul style="list-style-type: none"> <li>There is no sound in the multimedia product</li> <li>This is not a hindrance as sound is not needed in this particular multimedia product but the most important aspect of this multimedia product is the content as the product's aim is to teach the user on how to handle an accident scene</li> </ul>
<b>Video</b> <b>Describe</b> any videos that have been included in the product. Are the videos good or not-so-good? Explain why	<ul style="list-style-type: none"> <li>There has been no video included in this multimedia product</li> <li>There should be video included in the multimedia product. An video showing an example of an accident site and how to deal with it would enhance the understanding of the product greatly as by having a video included, it would provide the user with a visual aid that would work with the text in order to portray the message that the multimedia product wants to present</li> </ul>
<b>Animation</b> <b>Describe all</b> the different animations that have been used in the product. Are the animations good or not-so-good? Explain.	<ul style="list-style-type: none"> <li>There have been no animations used in this multimedia product</li> <li>This is not a hindrance as an animation would not really improve the overall quality of the multimedia product, nor would it help to portray the message the source is trying to convey any better than it already is</li> </ul>
<b>Navigation</b> <b>Explain</b> how you work your way around the product. Is there a menu? Buttons to press? Are the instructions clear?	<ul style="list-style-type: none"> <li>In this multimedia product, the user is faced with a series of questions testing their knowledge on first aid</li> <li>The user answers these questions and if they are correct, they are given an explanation why and move onto the next question but if they are wrong, they are given an explanation on why they are wrong and then move back to the same question in order to try again</li> <li>The user has to press buttons in order to answer a question and another button to go onto the next question on go back to the same question depending on their answer</li> </ul>

## Multimedia products

<b>Interactivity</b> <b>Explain</b> how you interact with the product Are you allowed to choose where you go in the product or is the route decided for you? Can you press buttons to listen to sounds or make things happen? Is drag and drop used?	<ul style="list-style-type: none"> <li>Ultimately, the route is decided for you as the user will always have to reach the end of the multimedia product, however the user can attempt the question up to 3 times until they get the right answer but this is not the users choice but instead depends on the users knowledge on how to deal with an accident site appropriately and efficiently</li> </ul>
---	--

Now make your own list of top tips and fatal flaws.

Good features	Not so good features	Improvements Give examples e.g. If it needs sound explain what sound would be best
The simplicity of the images is effective as they work well with the text in order to deliver the message efficiently but the images are produced so that they don't take the attention of the user way from the text, which is the main element of the multimedia product but instead help the meaning of the text become more clear to the user		
Explaining why the users answer is right or wrong is a good idea as it helps the multimedia product convey its message and makes sure that the user knows where they went wrong or why they are right		
	There is no video in the multimedia product	A video showing an actual accident site would add a realistic element to the multimedia product and also complement the text in order to portray the message of the multimedia product in the best way possible

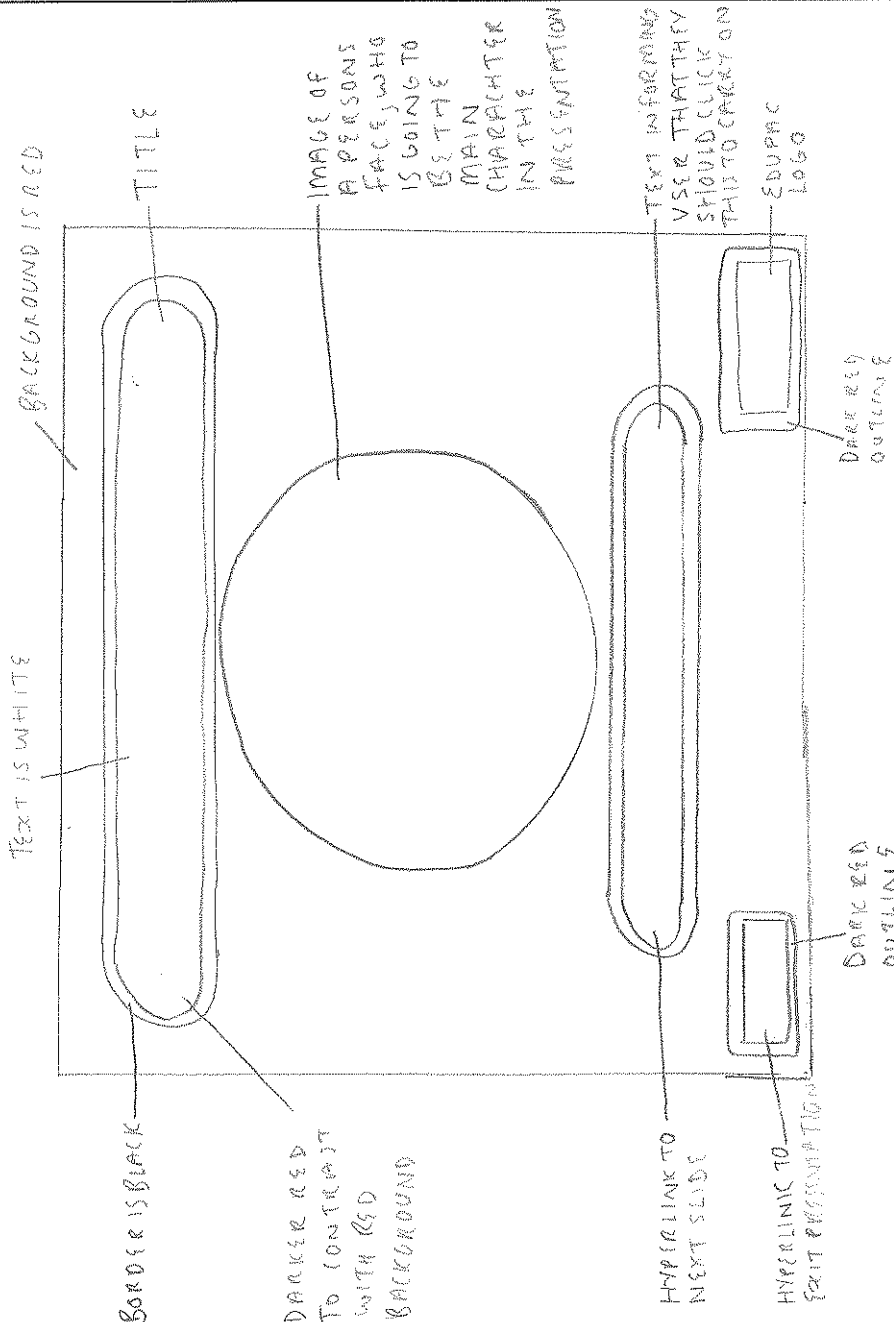
# Design sheet for multimedia product

Client Name: EduPac

Name/type of product: Educational Multimedia presentation

Page / slide type: MAIN PAGE/Front cover - PAGE 1      TEMPLATE FOR 1 SLIDE

Draw a diagram of the components that will appear on every slide of this type



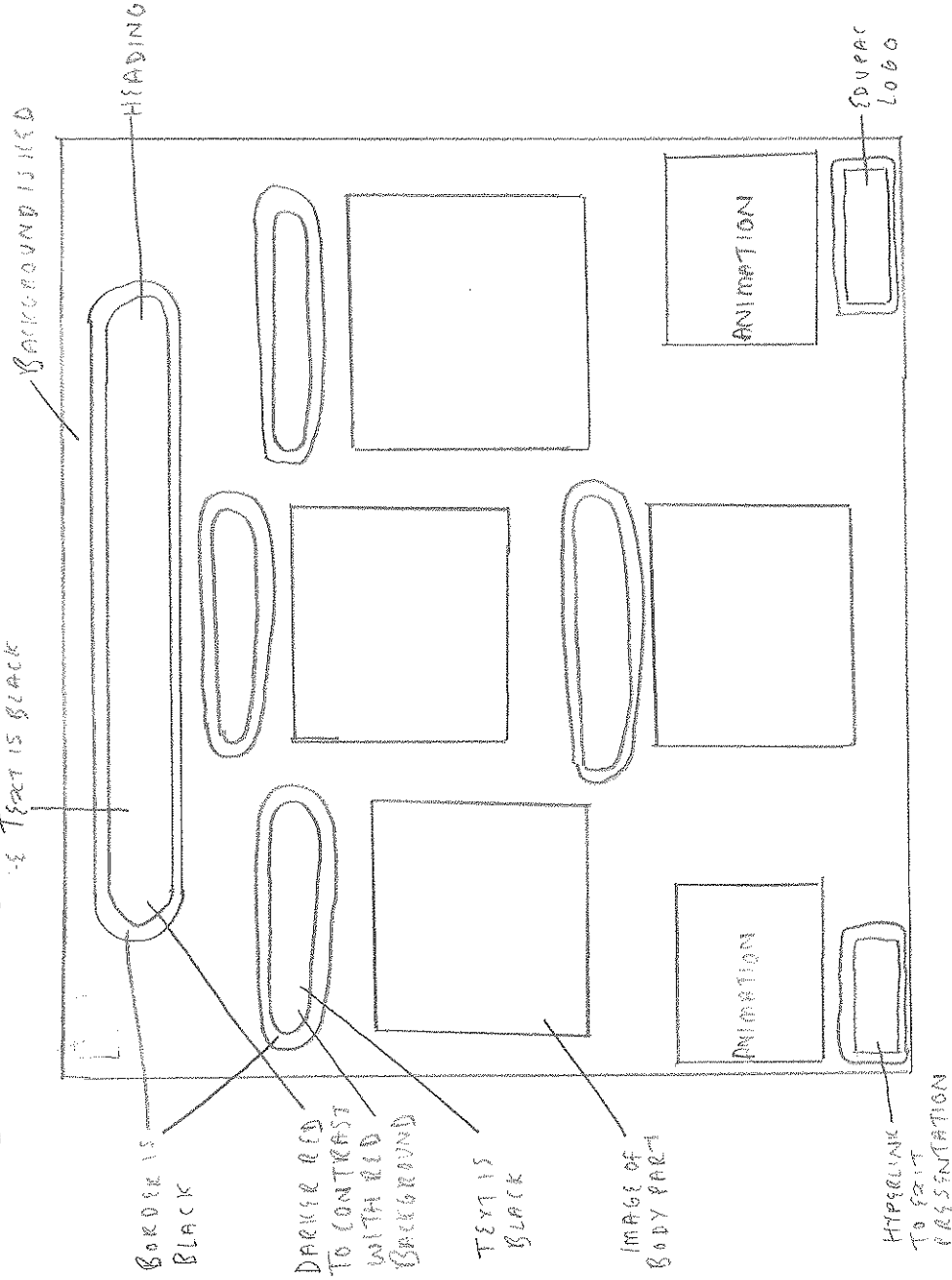
Slide template	
<b>Background:</b>	
Colour	RED
Image	N/A
<b>Header text: PARTS OF THE BODY</b>	
Font	ARIAL UNICODE MS
Size	44
Style	SHADOW, BOLD
Colour	WHITE
<b>Other text: KIDS, CLICK HERE TO START!</b>	
Font	ARIAL UNICODE MS
Size	40
Style	SHADOW
Colour	WHITE
<b>Other components on each slide:</b>	
<b>Images</b>	EDUPAC LOGO, MANS FACE
<b>Sounds</b>	N/A
<b>Animations</b>	N/A
<b>NAVIGATION</b>	HYPERLINK
<b>TRANSITION</b>	SHAPE DIAMOND

Name: J  
Date:

Page / slide type: NAVIGATION PAGE

TEMPLATE FOR 1 SLIDE

Draw a diagram of the components that will appear on every slide of this type



Slide template	
<b>Background:</b>	
Colour	RED
Image	N/A
<b>Header text: BODY PARTS</b>	
Font	ARIAL UNICODE MS
Size	44
Style	SHADOW, BOLD
Colour	BLACK
<b>Other text: NAMES OF BODY PARTS</b>	
Font	ARIAL UNICODE MS
Size	24
Style	SHADOW
Colour	BLACK
<b>Other components on each slide:</b>	
Images	EDUPAC LOGO
Sounds	N/A
Animations	HEART DANCING
NAVIGATION	HYPERLINK
TRANSITION	WEDGE

Name: F.  
Date:

Page / slide type: INFORMATION ON PART OF BODY

**Draw a diagram of the components that will appear on every slide of this type**

The diagram illustrates the layout of a presentation slide. It features several key elements:

- Navigation Bar:** Located at the top left, it includes a "LINK BACK TO HOMEPAGE (NAVIGATION PAGE)" button.
- Header:** A horizontal bar at the top right containing the "EDUPAC LOGO".
- Main Content Area:** The central part of the slide, which includes:
  - A large rectangular box labeled "IMAGE OF THE BODY PART".
  - A speech bubble labeled "TEXT CONTAINING INFORMATION IF BODY PART".
  - A smaller rectangular box labeled "IMAGE OF THE MAIN CHARACTER IN THE PRESENTATION".
- Footer:** At the bottom, there are two buttons:
  - "HYPERLINK TO BODY PART QUIZ"
  - "HYPERLINK TO EXIT PRESENTATION"

Additional annotations include:

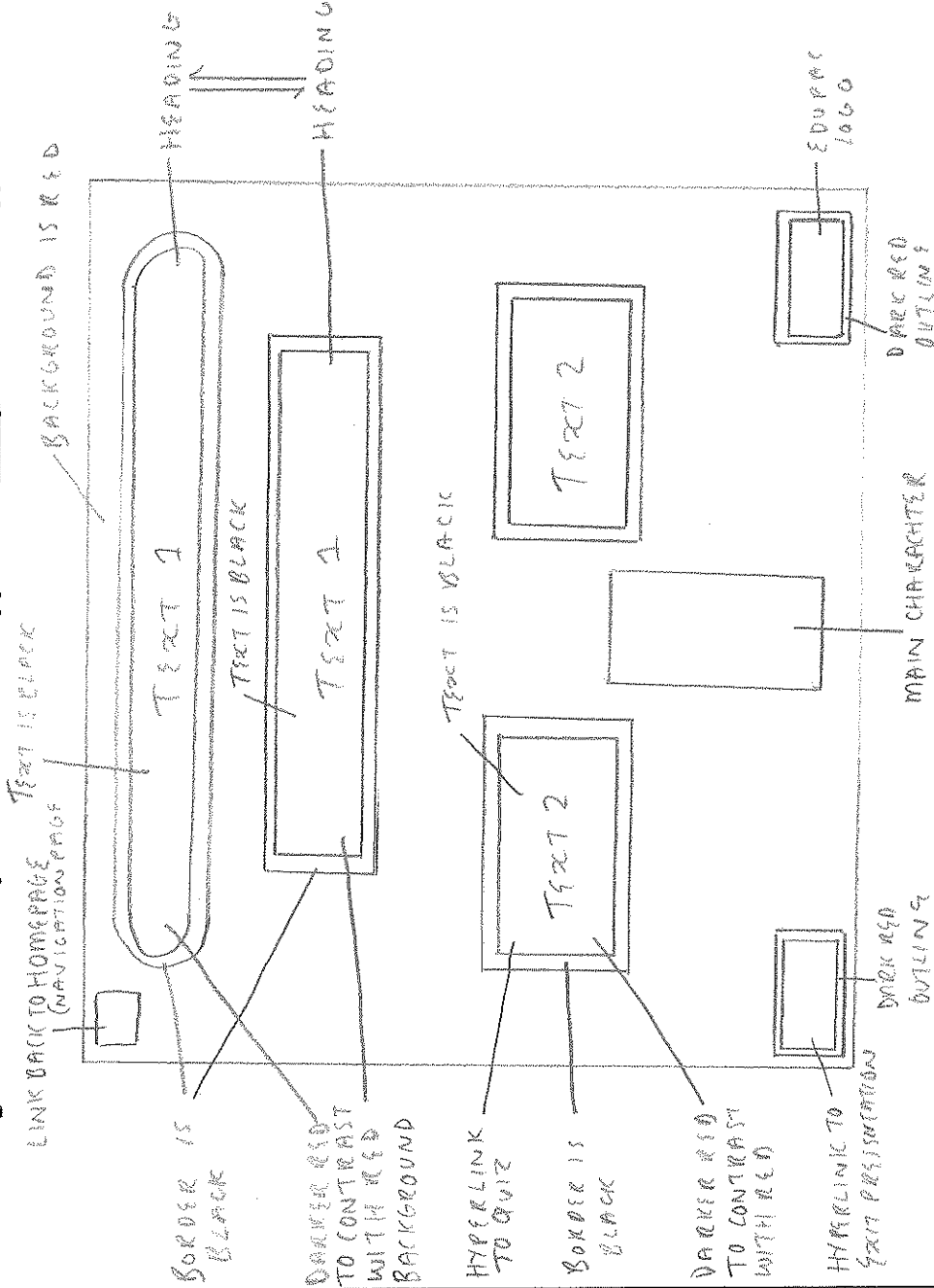
- "BORDER IS BLACK" pointing to the navigation bar.
- "DARKER RED TO CONTRAST WITH RED BACKGROUND" pointing to the navigation bar.
- "TEXT IN SPEECH BUBBLE AND SPEECH BUBBLE CONNECTOR TO MAIN CHARACTER"

Slide template	
<b>Background:</b>	
Colour	RED
Image	N/A
<b>Header text:</b>	
Font	NAME OF BODY PART
Size	ARIAL UNIFORM 3 MS
Style	44
Colour	SHADOW, BOLD
	BLACK
<b>Other text:</b> INFO ON BODY PART	
Font	<del>HE</del> ARIAL UNIFORM 3 MS
Size	16
Style	SHADOW
Colour	BLACK
<b>Other components on each slide:</b>	
Images	TOURAL LOGO, BODY PART
Sounds	N/A
Animations	HEART DANCING
Images	MAIN CHARACTER
NAVIGATION	HYPERLINK
TRANSITIONS	WEDGE



Page / slide type: MAIN PAGE OF QUIZ      TEMPLATE FOR 1 SLIDE

Draw a diagram of the components that will appear on every slide of this type

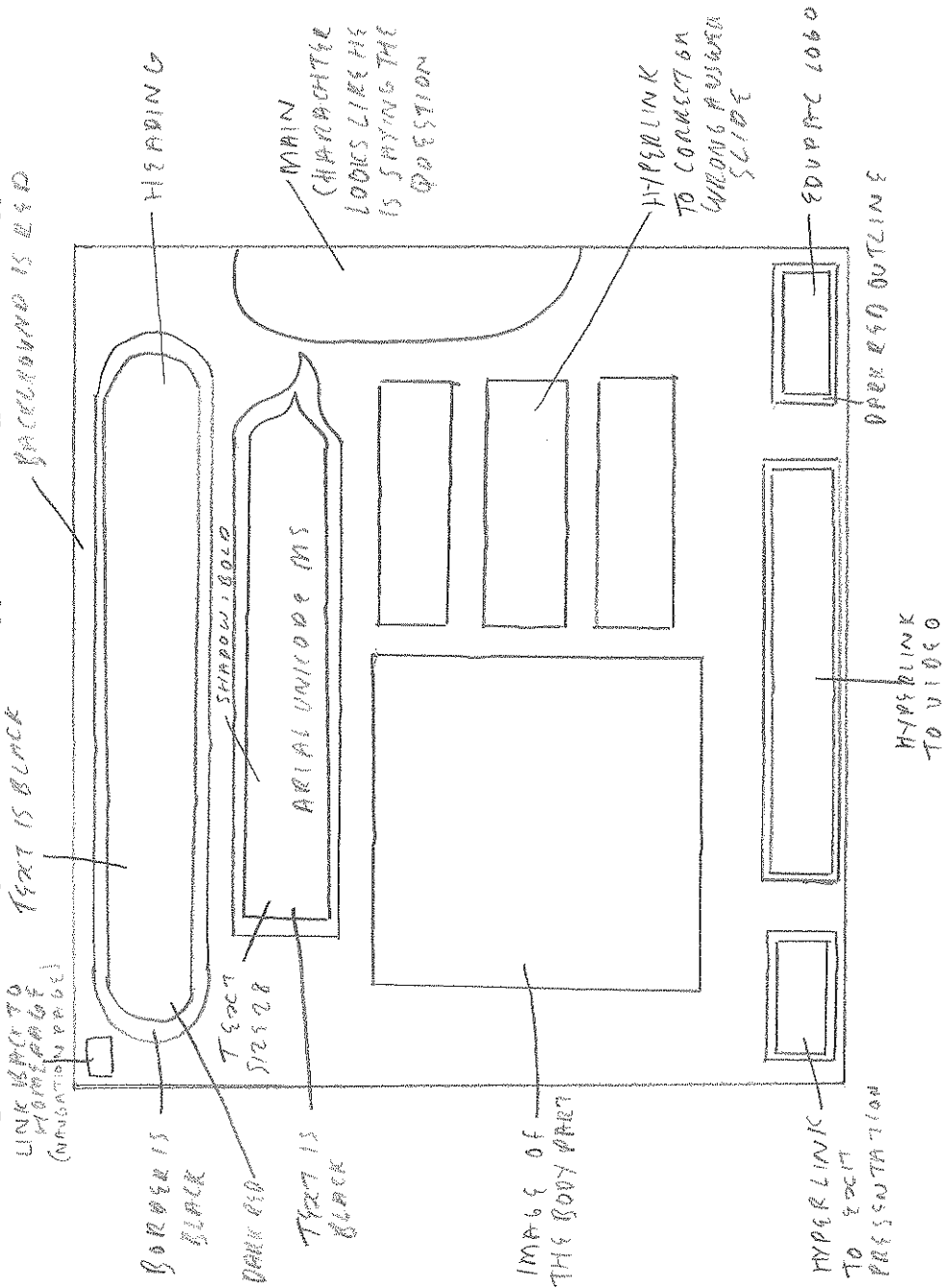


Slide template	
<b>Background:</b>	
Colour	RED
Image	N/A
<b>Header text: TEXT 1</b>	
Font	ARIAL UNICODE MS
Size	44
Style	SHADOW, BOLD
Colour	BLACK
<b>Other text: TEXT 2</b>	
Font	ARIAL UNICODE MS
Size	54
Style	SHADOW, BOLD
Colour	BLACK
<b>Other components on each slide:</b>	
Images	EDUPAC logo
Sounds	N/A
Animations	N/A
IMAGES	MAIN CHARACTER
NAVIGATION	HYPERLINK
TRANSITION	WEDGE

Name: *Fi*  
Date:

Page / slide type: QUIZ QUESTIONS + ANSWERS TEMPLATE FOR 4 SLIDES

Draw a diagram of the components that will appear on every slide of this type

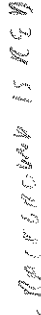


Slide template	
<b>Background:</b>	
Colour	RED
Image	N/A
<b>Header text:</b>	
Font	ARIAL UNICODE MS
Size	14
Style	SHADOW, BOLD
Colour	BLACK
<b>Other text:</b>	
Font	ARIAL UNICODE MS
Size	20
Style	SHADOW
Colour	BLACK
<b>Other components on each slide:</b>	
Images	EDUPAC logo
Sounds	N/A
Animations	N/A
IMAGES	MAIN CHARACTER
NAVIGATION	HYPERLINK
TRANSITION	<del>SWAY</del> WEDGE

Name: J.  
Date:

# TEMPLATES FOR SLIDES

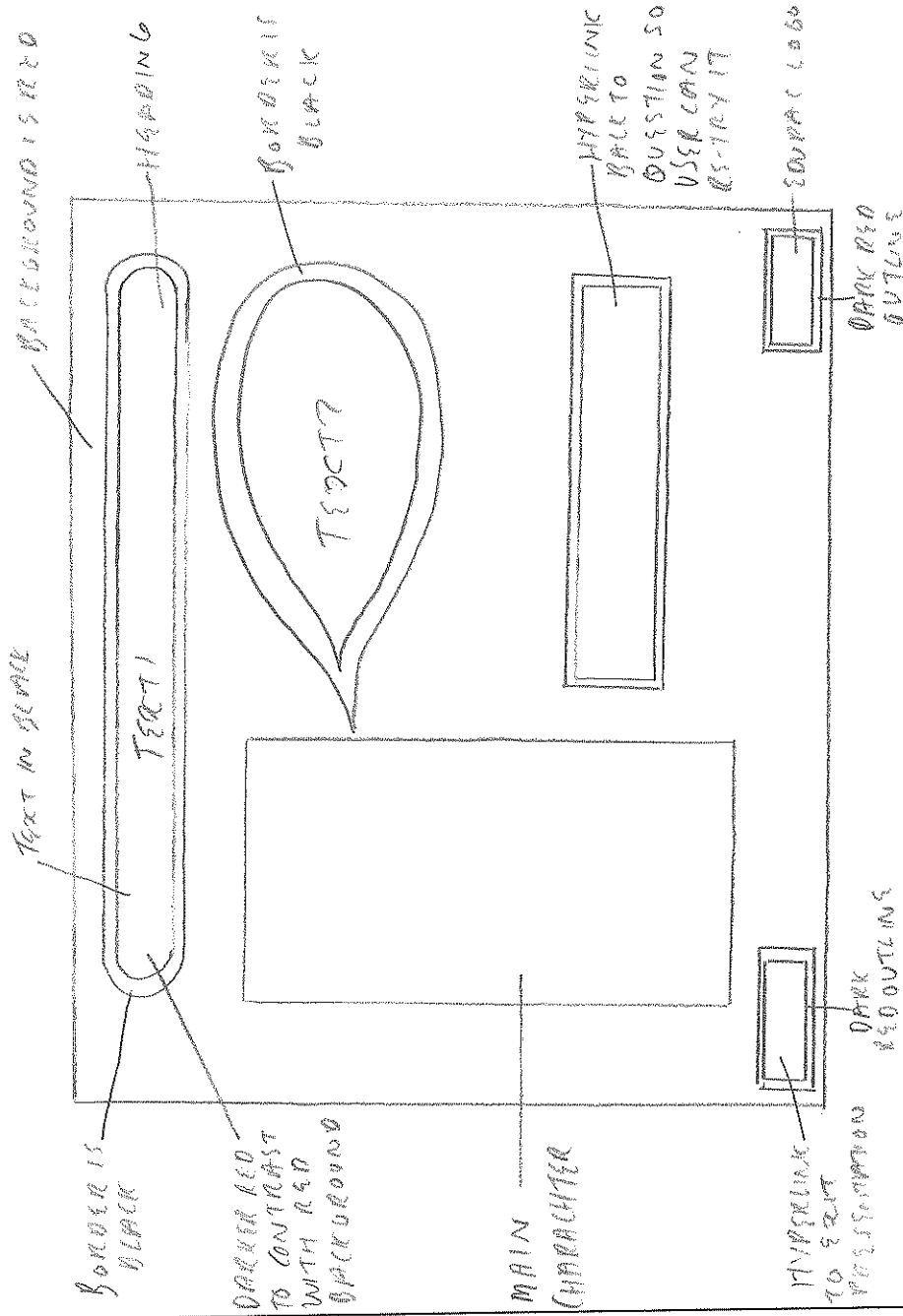
15



**Other components on each slide:**

Page / slide type: *WRONG ANSWER*      *TEMPLATE FOR 7 SLIDES*

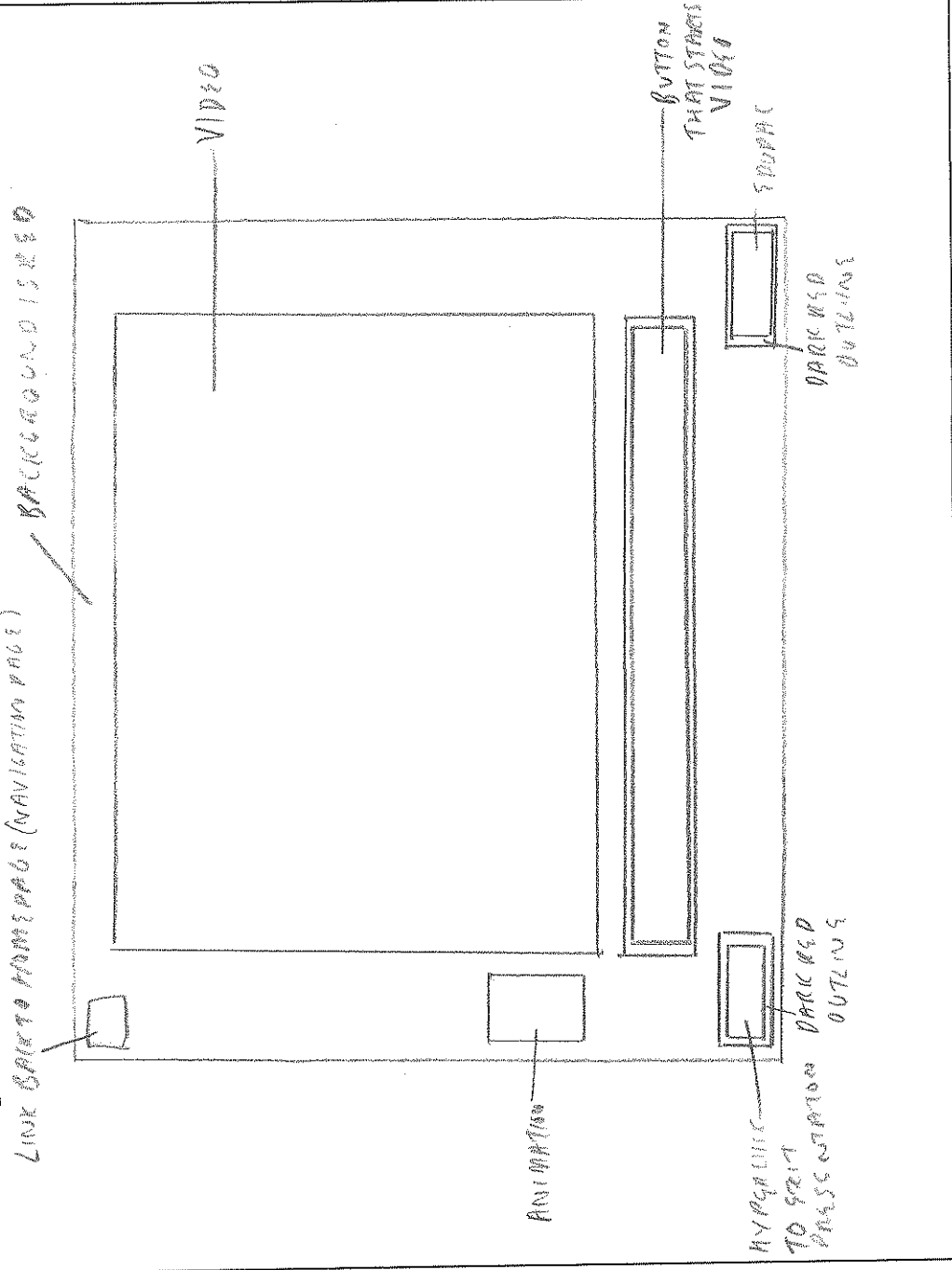
Draw a diagram of the components that will appear on every slide of this type




Slide template	
<b>Background:</b>	
Colour	RED
Image	N/A
<b>Header text:</b> <i>Text 1</i>	
Font	ARIAL UNICODE MS
Size	44
Style	SHADOW, BOLD
Colour	BLACK
<b>Other text:</b> <i>Text 2</i>	
Font	ARIAL UNICODE MS
Size	24
Style	SHADOW
Colour	BLACK
<b>Other components on each slide:</b>	
<b>Images</b>	EDUPAC
<b>Sounds</b>	N/A
<b>Animations</b>	N/A
<b>IMAGES</b>	MAIN CHARACTER
<b>NAVIGATION</b>	HYPERLINK
<b>TRANSITION</b>	USE DGE

Page / slide type: VIDEO SLIDE TEMPLATE FOR 1 SLIDE

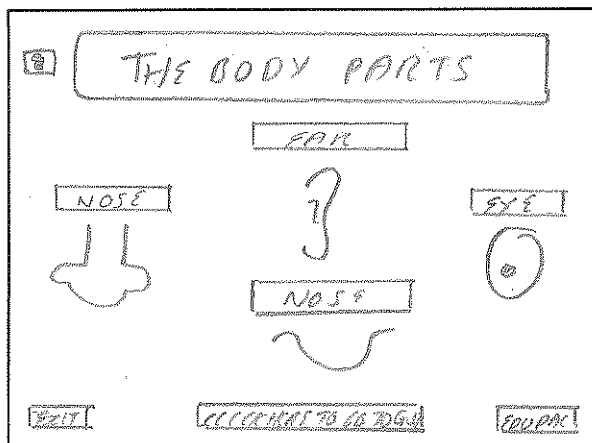
Draw a diagram of the components that will appear on every slide of this type



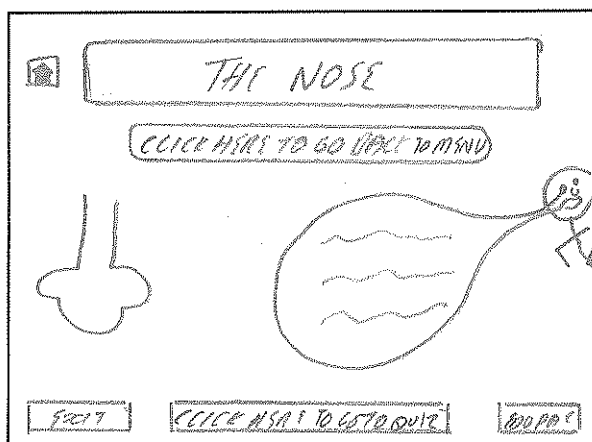
Slide template	
<b>Background:</b>	
Colour	RED
Image	N/A
<b>Header text:</b>	
Font	N/A
Size	N/A
Style	N/A
Colour	N/A
<b>Other text:</b>	
Font	ARIAL UNCOND MS
Size	24
Style	SHADOW, BOLD
Colour	BLACK
<b>Other components on each slide:</b>	
Images	GOVDEL LOGO
Sounds	VIDEO SOUND
Animations	HYPERLINKING
VIDEO	
NAVIGATION	HYPERSLINK
TRANSITION	W4062



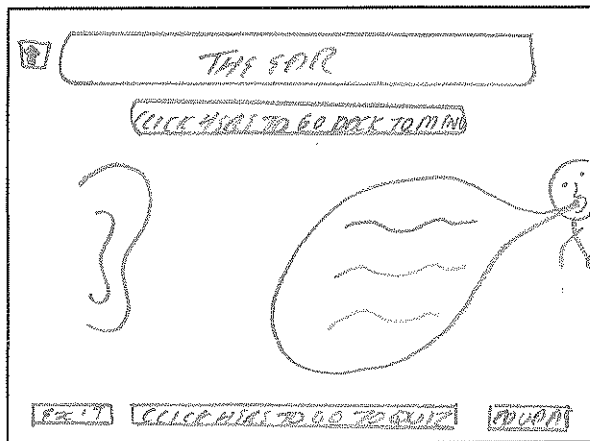
• This is the opening slide of my presentation



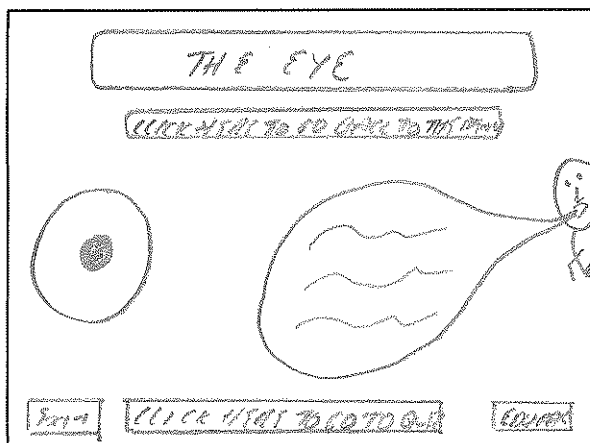
• This is the navigation page of my presentation




• This slide contains the information on the nose




• This slide contains the information on the ~~nose~~ ear



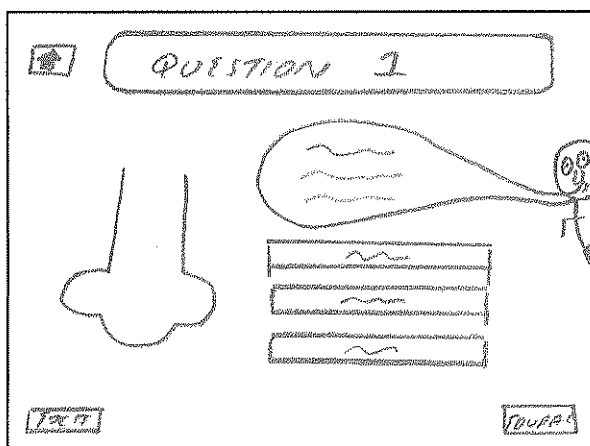
• This slide contains the information on the eye



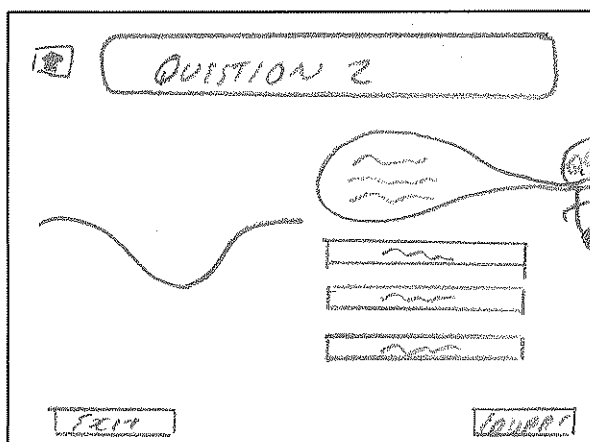
• This slide contains the information on the eye



• This slide allows the user to decide if they want to enter the quiz or not

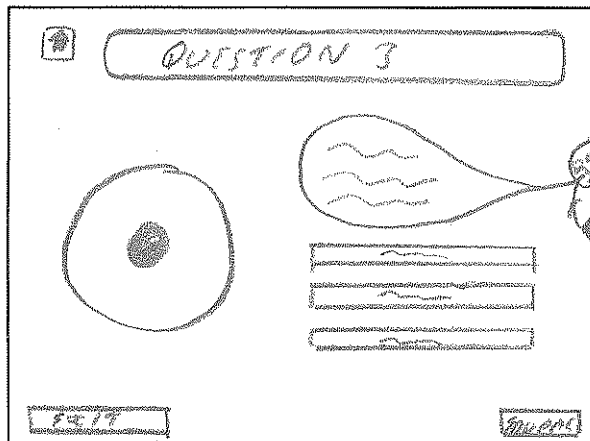


• This slide is the question on the nose in the quiz




• This slide is the question on the mouth in the quiz







\* This slide is the question on the mouth eye in the quiz




\* This slide is the question on the ear in the quiz




\* If the user gets a answer right, they are directed to this slide.



• When the user gets the final question right, they are directed to this slide, which in turn directs them to the video



• If the user gets an answer wrong, they are directed to this slide



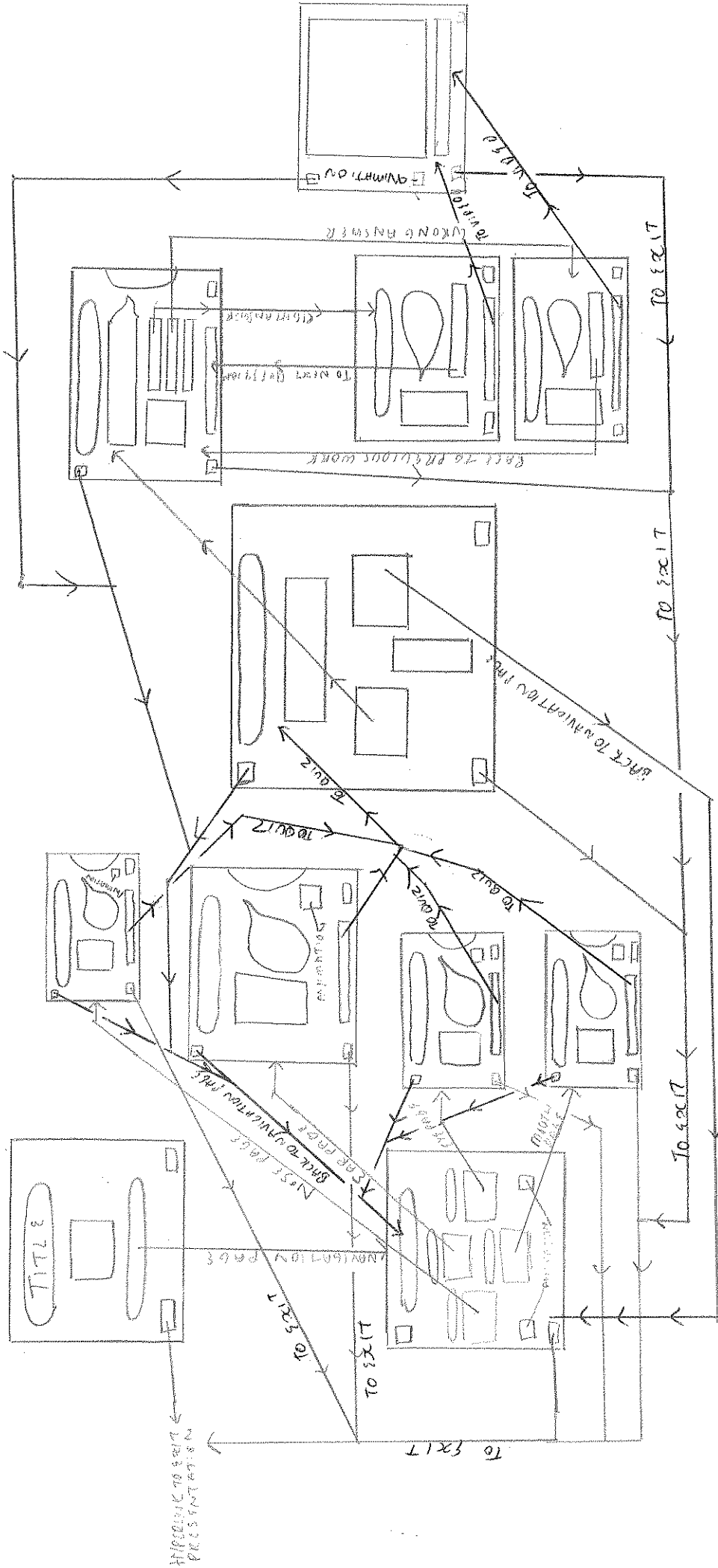
• This slide contains the video

## Site plan for multimedia product

Client Name: *EDUPAC*

Name/type of product: *EDUCATIONAL MULTIMEDIA PRESENTATION*

1. Draw all pages / slides of the multimedia product.
2. Use arrows to show how the pages / slides will all be linked together. Show how the user will go forward and backward (eg back to home page).
3. Show the position of all buttons, navigation bar/menu and external or email links.



Filename of site plan:

Name: *J*  
Date: *18/3/07*

# Start Up

## DESIGN ■ PROPOSAL

### PROJECT DETAILS

1

**Client Name** EduPac

**Project title** Educational Interactive Multimedia Presentation

**Product details**  
(What is required?)

An multimedia presentation that inform children about the human body and some sort of quiz in the end in order to test what the children have learnt through the multimedia presentation

**Target audience**  
(Describe *in detail* who it is for e.g. age, gender, interests, previous knowledge)

This product is targeted at primary school children, which means children aged 5-11, who want to learn about different parts of the body and how they work. This product is aimed at both boys and girls and doesn't require any previous knowledge as the presentation is meant to teach the children about the different parts of the human body

**Purpose of the product**  
(Describe *in detail* what the user will know, feel or be able to do after using it)

- The user will know about some of the different parts of the human body and what they do and where they are
- The user will feel as though they have learnt about the different aspects of the human body and can know answer questions on the human body
- The user will be able to confidently explain the different features of the human body and how they work and prove this by answering questions that are set about the features of the human body

### DESIGN

2

**Proposed house style** What text, images and colours will you use on each slide? Why?

**Explain fully** (give details of font, style, size and colour of text).

- On each slide, I will use the EduPac logo in order to show the user that the multimedia presentation was produced by the EduPac company
- The font that I will use will be "Arial Unicode MS" as that will ensure that the text is both easy to read but also has a professional look to it
- The size of every header text will be "44" as this will enable the heading to stand out easily from the rest of the text and become the focal point of each slide
- The background of each slide will be red as it is a primary colour which is needed as stated in the client brief sent by EduPac. This colour will also work well with any colour text, in particular black which I will use as the colour for my text
- The colour of the text will be black on every slide apart from the opening slide, where it will be white. This is so the opening slide has a slight different to the rest of the slides as it gives an overview of what the presentation is about. The colour of the rest of the slides is black so that it contrasts with the red background
- The header text will be in bold on every slide so that it stands out from the rest of the text and is easily recognisable as the focal point of the slide
- The main text will only be in shadow because as the header text is in bold, if the main text was also in bold then it would overpower the text and take the users focus off the content but instead of the look of the text, which would be disastrous due to the purpose of the presentation being to inform the user of how different body parts work

- The images for the quiz will be in the same place for each type of body part, therefore making sure that I keep in line with the house style of the presentation
- The text in the quiz will also be in the same place for each type of body part, which will also make sure that I keep in line with the house style of the presentation
- The headline text will also be in the same place throughout the multimedia presentation, which will therefore also make sure that I keep in line with the house style of the presentation

**Justification of house style** How will you give your presentation a consistent house style?

- I will use the same style, size and type of font for each different type of text therefore I this will make sure that I adhere to the house style of my multimedia presentation
- I will put an EduPac logo on the bottom of each slide and by doing this I will not only give my presentation a constant house style but also promote EduPac to the user and make sure that the user knows that EduPac has created the multimedia product
- I will keep the text and images in the same place for each type of slide, there by keeping a consistent house style

**Sounds** Describe the sounds that you will use in your product.  
Explain why. Where will you get them from?

- The sound of applause will be played when the user gets a question right in the quiz as that will show the user that they should be proud of getting a question right
- There will also be sound in the video, so that sound will be taken from the same place as where the video will be taken from

**Images** Describe the images you will use in your product.  
Explain why. Where will you get them from?

- I will use image of the different parts of the human body so that the user has a visual aid to go with the text, as this will help their understanding of the multimedia presentation. I will get the images from the internet, therefore I will have to source where I got the images from order to avoid copyright infringement

**Animations** Describe the animations you will use in your product.  
Explain why. Where will you get them from?

- I use an animation of a heart dancing in order to give the user of the product an element of fun. I will use an image of a cartoon heart from the internet and turn it into an animation by using Macromedia Flash. I will get the image from the internet, therefore I will source where I got the cartoon heart from in order to avoid copyright infringement

**Videos** Describe the video you will use in your product.

Explain why. Where will you get it from?

- I will get the video from the internet; therefore I will source where I got the video from in order to avoid copyright infringement

**Multimedia techniques** What activities / user interaction will you build into the product? e.g. quiz/tests, feedback/email form, choice of route, etc

***Explain fully*** how/where you will use the following:

**Alternative pathways**

- There will be an alternate pathway when the user comes onto the quiz as if they get an answer correct, then they will be re-directed to the correct answer slide whereas if they get an answer incorrect, they will be re-directed to the wrong answer slide
- The user will also be able to choose which body part they visit first, therefore they can learn about the different parts of the human body in any order they want


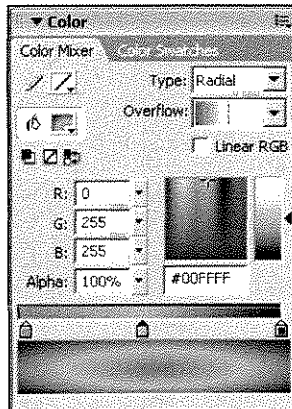

**Hyperlinks**

- There will be hyperlinks from one slide to another slide so that the presentation is interactive and this therefore enables the user to interact with the product accordingly

**Multimedia effects**

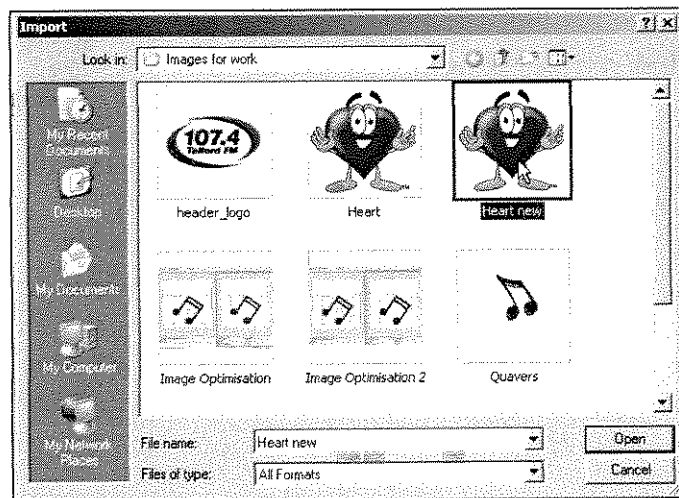
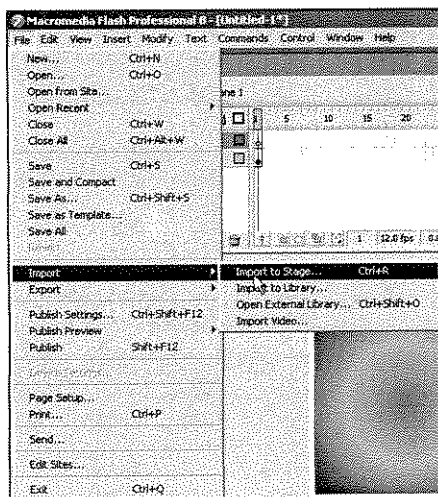
- Between each slide, there will be slide transitions and that slide transition will be "Wedge" apart from the opening slide which will be "Shape Diamond" so that the user can distinguish between the opening slide and the other slides

# Snapshots on Creating Animation

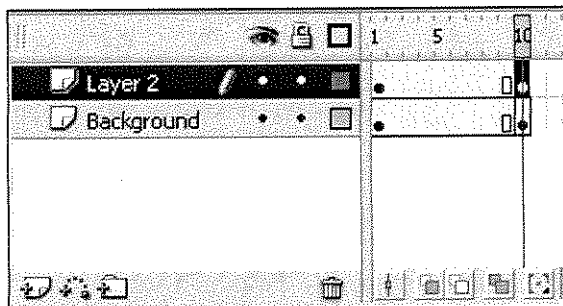


These snapshots show that I have used a radial fill on my background.

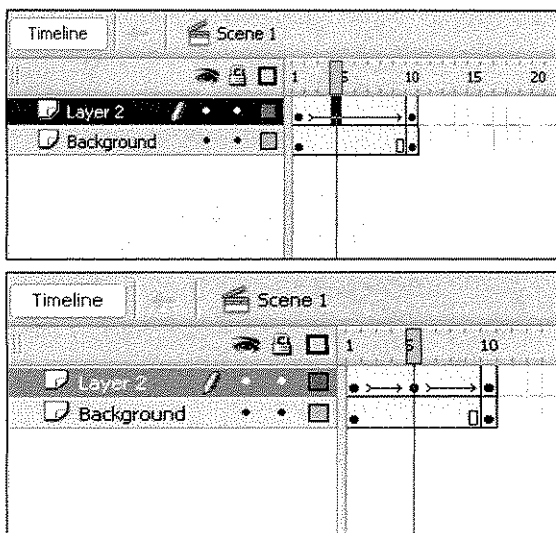
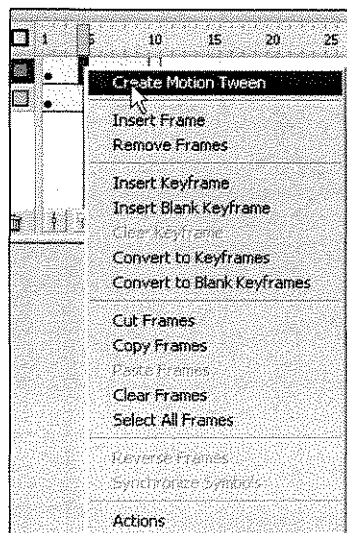
This snapshot shows that I have added a new layer to my animation.



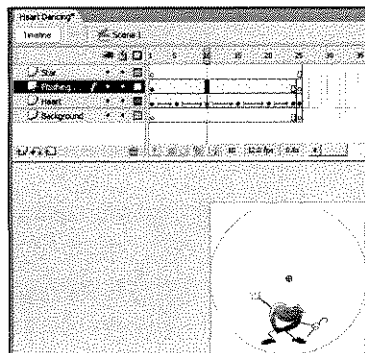
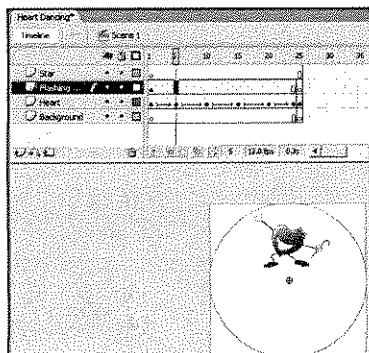
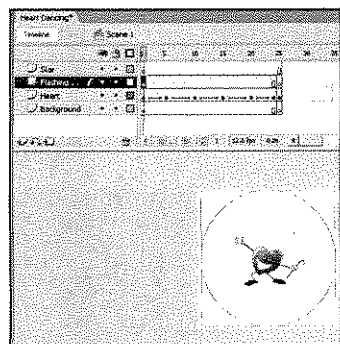
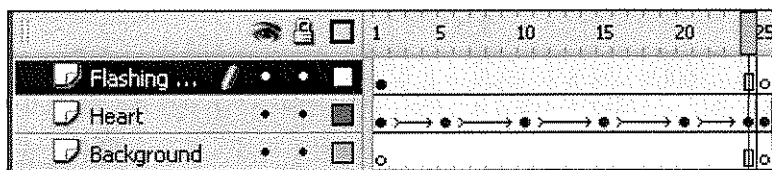
These snapshots show that I have imported an image of a carton heart from my network space. This will be the base of my animation of a dancing heart.



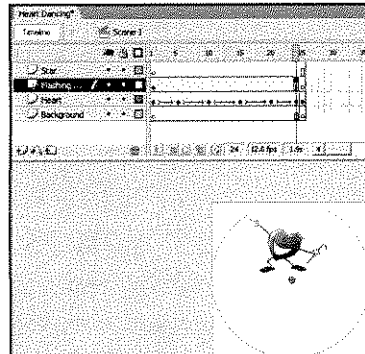
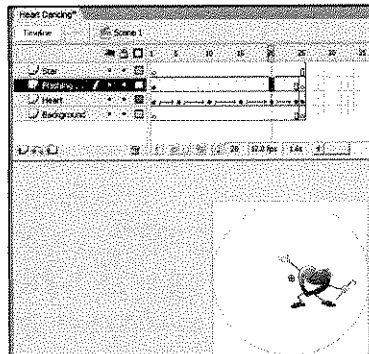
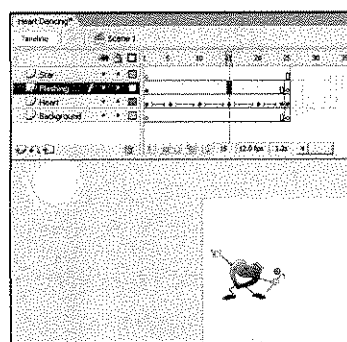
This snapshot show that I have inserted key frames onto my animation so that I can insert a motion tween and turn the still image into an animation



These snapshot show that I have turned the motion tween into a motion by moving the image of the heart into different positions so that it looks like it is jumping around.

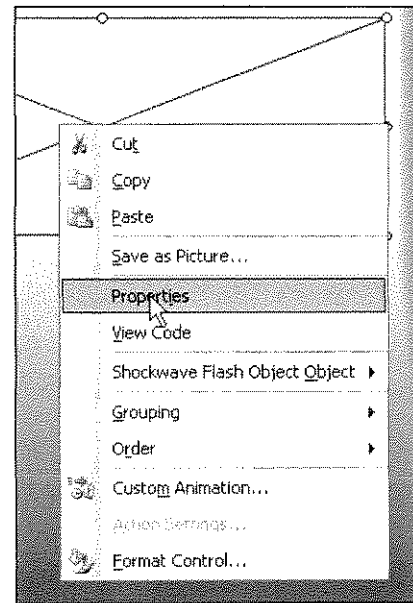
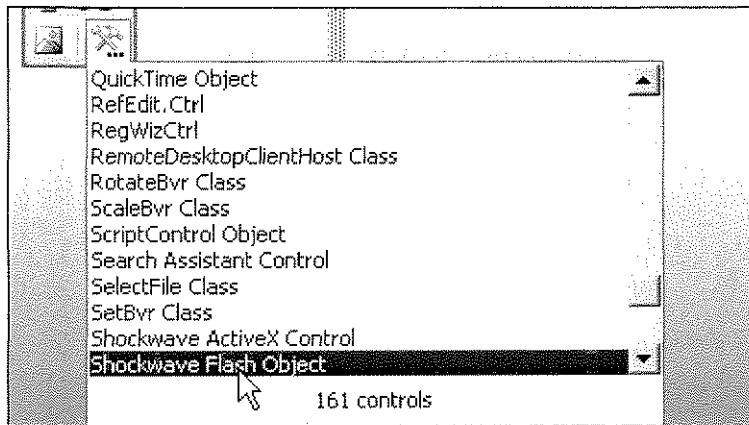


These snapshots show that in my animation, the circle will change colours in every 5 second interval, which will make the animation more exciting and better to look at





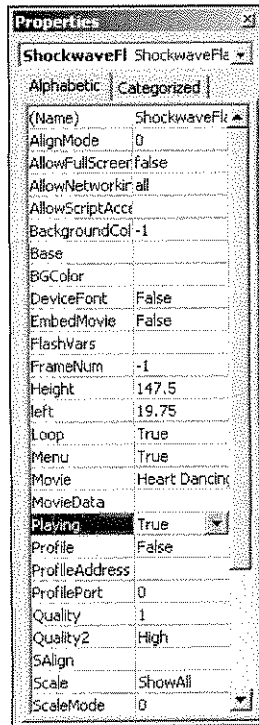
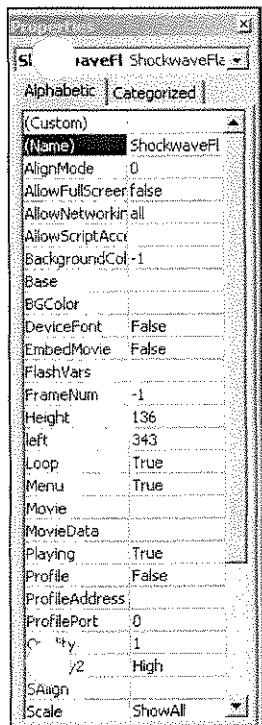
# Snapshots on putting my animation onto my presentation



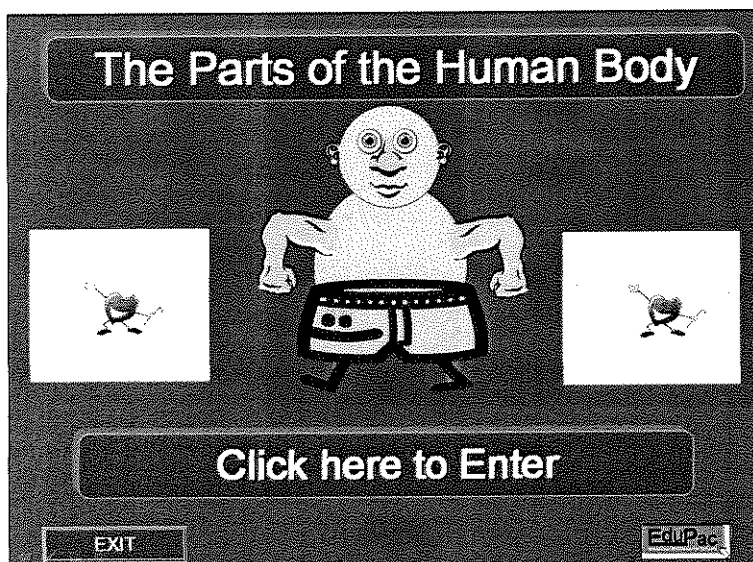
These snapshots show that I have inserted a Shockwave Flash Object from the control toolbox in order to insert my animation of a heart dancing.

Before

After



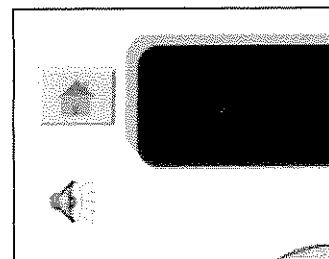
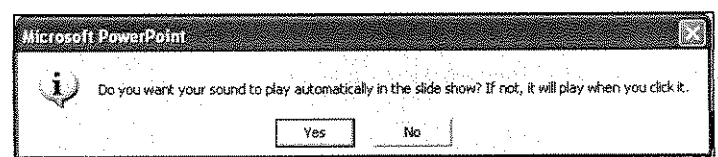

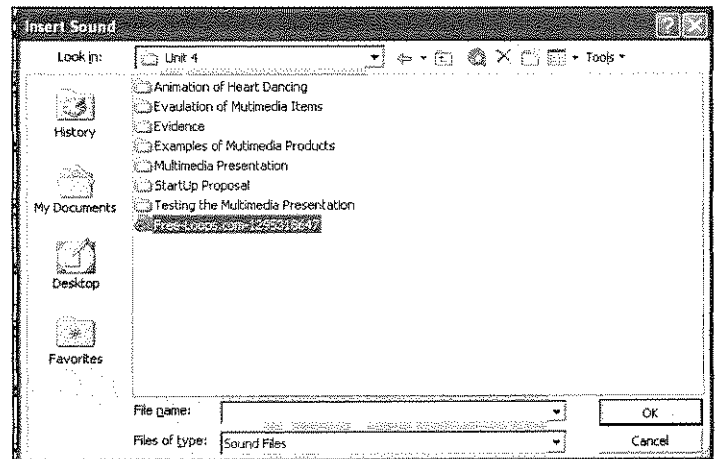
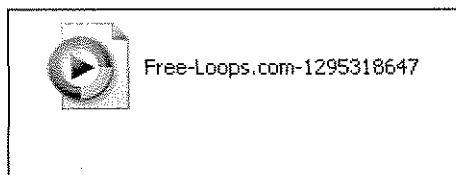
These snapshots show that I changed the settings of the Shockwave Flash Object and that change is that I have now inserted the name of the movie so that when the presentation is playing, the animation of the heart dancing will also play.



This snapshot shows that the advertising banner is working when the presentation is playing and that I have used the correct steps in order to make the banner work.

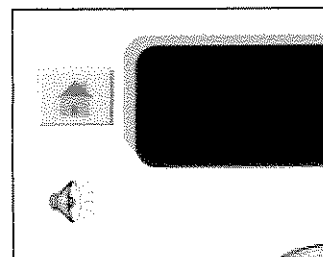


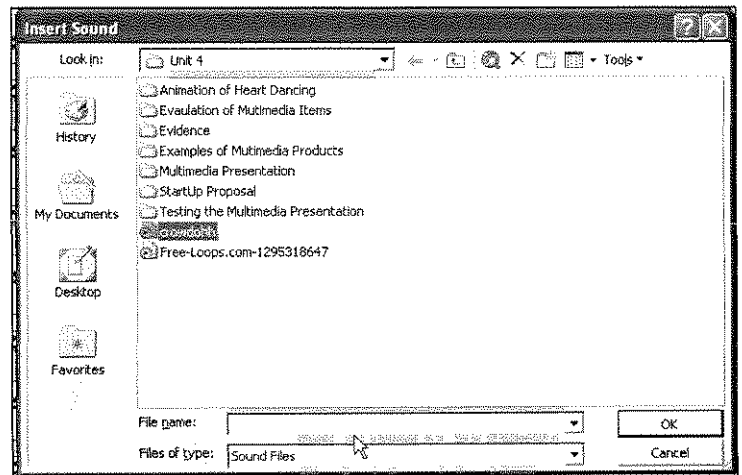
## Snapshots showing how I put Sound on to my Presentation

The sound clip is shown below.  
It contains a man saying “Congratulations”



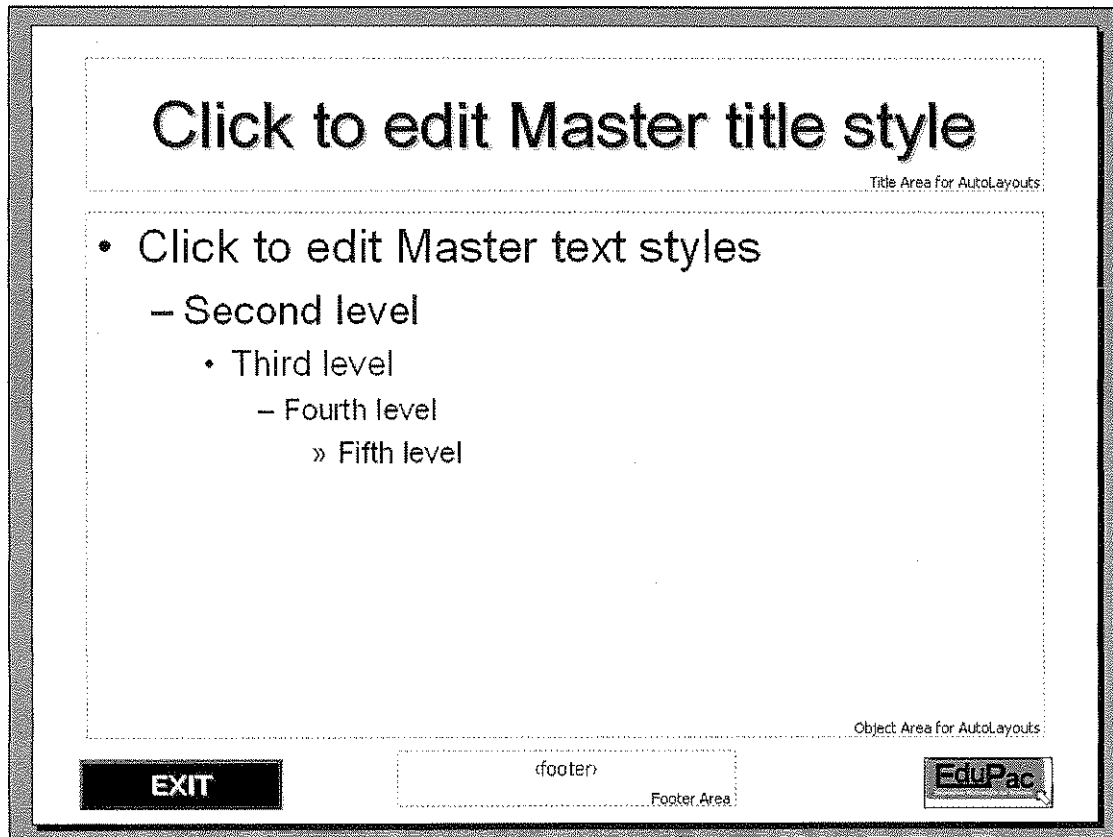
These snapshots show that I have added the sound of a man saying “congratulations” from my network space onto my presentation. This sound will automatically play whenever the user gets a question right.

The sound clip is shown below  
It contains a crowd saying "OHH"



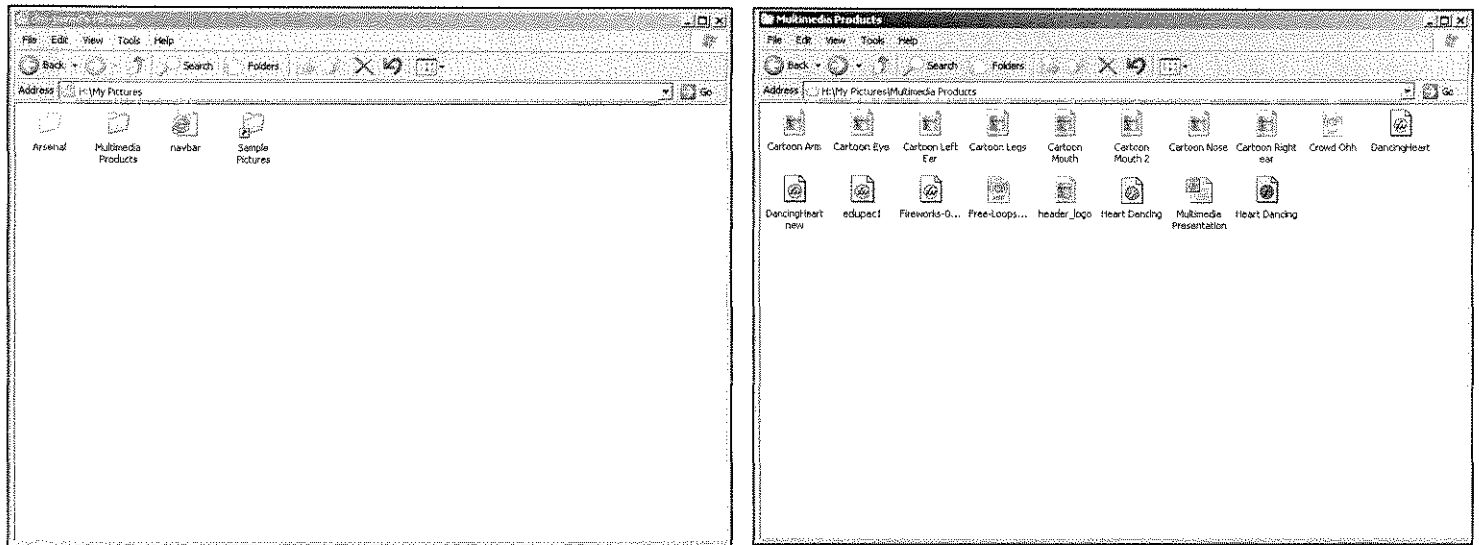
These snapshots show that I have added the sound of a crowd saying "OHH" from my network space onto my presentation. This sound will automatically play whenever the user gets a question wrong.

## Snapshot on using the Master Slide on Microsoft PowerPoint



This snapshot shows that I have used the master slide option on Microsoft PowerPoint to ensure that the hyperlink to the exit the slide is on every slide and that the EduPac logo is also on every slide. I have also made sure that the title text is always the same font (Arial Unicode MS), the same style of font (Bold) and the same size of font (44).

## Snapshots showing stored Multimedia Items



These snapshots show that I have stored the multimedia items needed for my Multimedia Presentation onto my network space. These include the images from my presentation, the animation of the fireworks and the sounds for the right and wrong answers

There is no video on my presentation as I couldn't find a video on the internet that I could download that would be suitable for the audience and purpose of the presentation. As that was the case, I decided to instead put on sounds that I downloaded from the internet onto my presentation: one sound for when the user gets a answer right and another for when the user gets the answer wrong.

For my animation, I used an image of a heart that I download from the internet and turned that image into an animation that I could put onto my presentation.



### Advice on using this form

Please record all components used in any products created for clients.  
We will then be able to:

- Obtain permission from the creator of the component, or
- Identify any copyright issues the client needs to be aware of, or
- Calculate any royalty fees that the client will need to pay

PLEASE RETURN TO THE LEGAL DEPARTMENT

### Product details (what are you creating?)

Your name	
Your client	EduPac
Details of the product	Educational Interactive Multimedia Presentation
Target market for the product	Primary School Children
Will this product be used commercially? ie will it be sold by the client?	Yes

### Component details (what are you using?)

Provide full details of all text, images, sounds, animations and videos that you have used in your product.

What is it? Describe the component	Tick what type of component it is				Where is it saved? Give the file name and size	Did you create it all yourself? Yes / No	Source - if not created by you (give full details so that we can find the component)			What will we need to do to prevent being prosecuted?
	TEXT	IMAGE	SOUND	ANIMATION	VIDEO		Name of website, book, etc	url of webpage, page number of book, etc	Other details e.g. name of author / creator	
Image of a cartoon heart	*					No	bradfitzpatrick.com	http://www.bradfitzpatrick.com/character_design/cartoon_hearts_01.htm	bradfitzpatrick	Contact Company to ask for permission

The logo of EduPac	*				\\banquo\home\students\2003\dm-javed\My Pictures\Images for work File Size: 4.45 kb	ttsonline.net	http://curriculum.ttsonline.net/ocrict/unit4/resources1.htm	EduPac	Permission is already granted from Telford
A cartoon eye	*				\\banquo\home\students\2003\dm-javed\My Pictures\Images for work I found it on the Microsoft PowerPoint Clipart option File Size: 5.37 kb	No	Found on Microsoft Power Point	N/A	No Permission is needed
A Cartoon nose	*				\\banquo\home\students\2003\dm-javed\My Pictures\Images for work I found it on the Microsoft PowerPoint Clipart option File size: 12.6 kb	No	Found on Microsoft Power Point	N/A	No permission is needed
A Cartoon Mouth	*				\\banquo\home\students\2003\dm-javed\My Pictures\Images for work I found it on the Microsoft PowerPoint Clipart option File Size: 1.31 kb	No	Found on Microsoft Power Point	N/A	No permission is needed

A Cartoon Ear	*				\\banquo\home\students\2003\dm-javed\My Pictures\Images for work I found it on the Microsoft PowerPoint Clipart option File Size: 1.56 kb	No	Found on Microsoft Power Point	Found on Microsoft Power Point	N/A	No permission is needed
A Cartoon Arm	*				\\banquo\home\students\2003\dm-javed\My Pictures\Images for work I found it on the Microsoft PowerPoint Clipart option File Size: 5.26 kb	No	Found on Microsoft Power Point	Found on Microsoft PowerPoint	N/A	No permission is needed
Cartoon Eyes	*				\\banquo\home\students\2003\dm-javed\My Pictures\Images for work I found it on the Microsoft PowerPoint Clipart option File Size: 3.64 kb	No	Found on Microsoft Power Point	Found on Microsoft PowerPoint	N/A	No permission is needed
Cartoon Mouth 2	*				\\banquo\home\students\2003\dm-javed\My Pictures\Images for work I found it on the Microsoft PowerPoint Clipart option File Size: 4.00 kb	No	Found on Microsoft Power Point	Found on Microsoft PowerPoint	N/A	No permission is needed


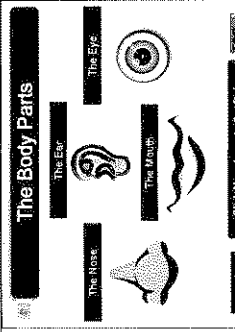



Sound of Applause			*		I found it on Microsoft PowerPoint	No	Found on Microsoft Power Point	Found on Microsoft PowerPoint	N/A	No permission is needed
Sound of a click			*		I found it on Microsoft PowerPoint	No	Found on Microsoft Power Point	Found on Microsoft PowerPoint	N/A	No permission is needed
Animation of Fireworks			*	*	\\banquo\home\students\2003\dm-javed\My Pictures\Images for work I found it on the Internet File Size: 8.00 kb	No	bestanimations.com	<a href="http://bestanimations.com/Holidays/Fireworks/Fireworks3.html">http://bestanimations.com/Holidays/Fireworks/Fireworks3.html</a>	Best Animations	Contact Company to ask for permission
Sound of a person saying congratulations			*		\\banquo\home\students\2003\dm-javed\My Pictures\Images for work	No	free-loops.com	<a href="http://free-loops.com/download-free-loop-4218.html">http://free-loops.com/download-free-loop-4218.html</a>	Free-Loops	Contact Company to ask for permission
Sound of an crowd saying "OH"			*		\\banquo\home\students\2003\dm-javed\My Pictures\Images for work	No	a1freesoundeffects.com	<a href="http://www.a1freesoundeffects.com/button.html">http://www.a1freesoundeffects.com/button.html</a>	a1 free sounds	Contact Company to ask for permission

## Technical testing (functionality) - test that everything works the way you want it to

Check different types of slides to see if:

- Buttons work – do they go where they are supposed to?
- Links go to where they are supposed to
- Sounds / videos play OK and animations do what they are supposed to do
- Images load quickly and are of good quality

Slide No	Small screenshot of slide	What did you test?	What was it supposed to do?	What did it do?	Did you have to change anything as a result of the test?
Slide 1 Opening Slide		Did the button navigate to the correct page? Did the animations work when the presentation started? Was the image of the main character suitable?	The button was meant to direct the user to the navigation page when clicked on The animations are meant to start playing as soon as the presentation starts. They play in a loop, so they start again after ending The image of the main character is meant to entertain the users	The button did direct the user to the navigation page successfully The animations start playing as soon as the presentation starts and they do play in a loop The image of the character, however, need to be changed as the trousers were hanging outside his body, I had to ensure that I got one image correct as I could then use that image on the rest of the slides The button to the homepage works as intended, so it directs the user back to the opening slide effectively The images and names of the body direct the user to the slide containing the information, so that works as intended as well	I changed the main character, so that the trousers did actually fit around his waist. Moreover, by doing this I had to change the background from red to white due to the character now having a block around it as result of editing on paint. On a red background, the block is clearly visible but on a white background, the box blends into it and is not noticeable at all I didn't have to change anything as everything works as intended
Slide 2 Navigation Page		Did the buttons navigate to the correct page? Did the button which takes the user to the homepage work as intended?	The button to the homepage is meant to take the user back to the opening slide The image and word to each different element of the human body is meant to direct the user to the corresponding page		
Slides 3-6 The Body Parts		Did the button that takes the user back to the navigation menu work as intended? Did the button that takes the user to the quiz work? Did the button which takes the user to the homepage work as intended?	The button under the title is meant to take the user back to the navigation page The button at the bottom of the screen is meant to take the user to the interactive quiz The button to the homepage is meant to take the user back to the opening slide	The button to the homepage works as intended, so it directs the user back to the opening slide The buttons take the user back to the navigation bar and also direct them to the quiz, so they both work	I didn't have to change anything as everything works as intended

## Test plan for multimedia product

Slide 7 The Quiz Page		Did the button that says 'YES' direct the user to the quiz and the button that says 'NO' directs the user back to the navigation page?  Did the button which takes the user to the homepage work as intended?	The "YES" button is meant to direct the user to the first question on the quiz The "NO" button is meant to direct the user back to the navigation page The button to the homepage is meant to take the user back to the opening slide	The button with "NO" successfully navigates the user back to the navigation page The button with "YES" successfully directs the user to the first question	I didn't have to change anything as everything works as intended
Slide 8-11 The Quiz Questions Slide		Did the button which takes the user to the homepage work as intended? Does the correct answer direct the user to the correct answer slide? Do the wrong answers direct the users to the wrong answer slide?	The button to the homepage is meant to take the user back to the opening slide The correct answer is meant to direct the user to the correct answer slide The wrong answers are meant to direct the user to the wrong answer slide	The button to the homepage works as intended, so it directs the user back to the opening slide The correct answer successfully directs the user to the correct answer slide The wrong answers successfully direct the user to the wrong answer slide	I didn't have to change anything as everything works as intended
Slide 12-16 The Right Answers Slide		Did the button which takes the user to the homepage work as intended? Did the button that takes the user to the next question work? Does the sound work as intended?	The button to the homepage is meant to take the user back to the opening slide The button under the speech bubble is meant to take the user to the next question As the user is directed to the slide, a cheer of applause is meant to be heard	The button to the homepage works as intended, so it directs the user back to the opening slide The button under the speech bubble successfully directs the user to the next question The sound of applause successfully works, however I have decided change it to a sound of a person saying "congratulations" or "well done" as that will make getting the right answer more of a treat	I changed the sound of applause to the sound of a man saying congratulations as that will make getting the right answer more enjoyable for the end user
Slide 17-20 The Wrong Answer Slides		Did the button which takes the user to the homepage work as intended? Does the button which takes the user to the previous question work?	The button to the homepage is meant to take the user back to the opening slide The button under the speech bubble is meant to take the user to the previous question	The button to the homepage works as intended, so it directs the user back to the opening slide The button under the speech bubble successfully directs the user to the previous question	I decided to add a sound that will encourage the user to carry on, as that will improve the experience for the user as a whole. That sound will be of a crowd saying "OHH"

**Usability and effectiveness – test that it meets the needs of the purpose and audience**

	<b>Your opinion is.....</b>	<b>Feedback from your reviewers says ....</b>	<b>What needs changing</b>	<b>How you would do this</b>
Is the multimedia presentation suitable for the age group (4-6)?	I believe that the presentation is suitable for the intended audience as it provides the information in a fun but educational way that is 4-6 year olds can understand	Reviewers say that the presentation is suitable for the intended audience, which are primary school children aged 4-6	Nothing needs changing as the presentation is suitable for the intended audience	N/A
Is there an interactive quiz that test what the user has learnt and is it suitable?	I believe that the interactive quiz is suitable as the questions are the right type for the audience, as they are not too complicated but put into the practice the information that was present earlier in the presentation	Reviewers say that the interactive quiz is suitable for the intended audience and that the questions are appropriate for the audience	Nothing needs changing as the interactive quiz is suitable for the intended audience	N/A
Is the multimedia presentation easy to use?	I believe that the presentation is easy to use as the controls are simple and the layout of the slides makes it easy for the user to see where everything is and how everything works	Reviewers say that the presentation is easy to use and is suitable for the intended audience	Nothing needs changing as the multimedia presentation is easy to use and understand	N/A
Has the presentation got suitable audio and visual support?	I believe that the presentation has suitable audio and visual support as the presentation includes images that enhance the meaning of the text and as the audience has a limited reading capability, the main focus on each slide are the images	Reviewers say that the presentation contains a suitable amount of audio and visual support	Nothing needs changing as the presentation contains suitable audio and visual support	N/A

# MULTIMEDIA ■ EVALUATION

## The product

1

**Reviewer's name** S I U,

**Name of the person who made the product** J L

**Multimedia product** (Presentation, teaching materials, etc) A Multimedia Presentation on the different parts of the human body with an interactive quiz that tests the knowledge gained through the presentation

**Target audience** (Who is it for?) Primary School children aged 4-6  
Both boys and girls

**Purpose of the product** (What will it achieve?) To teach the audience about the different parts of the human body and to test them through a Interactive quiz

## How well did it work?

2

Please provide feedback on the multimedia product.

Additional comments can be written in the box at the bottom.

(Indicate score out of 5 – 1 being poor, 5 being excellent)

**How easy was it to open the product?** 5

The product was simple to open up

**How quickly did the images load?** 4

Images loaded quickly, about 2 seconds

**How easy was it to read the text on each page?** 5

The text was very easy to read

**How well did the video load?** N/A

There is no video

**How well did the sound load?** 5

The sound loads quickly and as soon as you go on a slide

**How consistent was the navigation? (Was the navigation in the same place on each page?)** 5  
The navigation is in the same place on every slide

**How well did the navigation work? (Was it clear how you got to the places you needed to go?)** 5

The navigation worked well and you could tell where you had come from

**How well did it record the sources of information used in the product?**

**Overall rating of the product** 4

**Other comments** (e.g. failure to send video or sound files, etc)

There is no video included

The sound fro the right and wrong answer works well though

## How good was the design?

3

- Content** (the information in the product) Please describe:
- what is good/less good about the content
  - what other content would be better
  - The content was suitable for 4-6 year olds
  - The content explained the human body in a simple way that the audience will understand
  - There is only information on the body parts located on the face and not anywhere else on the body. There could be more body parts

- Use of text** Please describe:
- what is good/less good about the text style(s) used
  - what text style(s) would be better
  - The text style makes the text easy to read while still looking good and professional
  - The presentation keeps a consistent house style throughout as shown by the font of the text being the same on every slide

- Use of images** Please describe:
- what is good/less good about the images used
  - what images would be better
  - The images are a good choice and as they are cartoon will appeal to 4-6 year old children

- Use of colour** Please describe:
- what is good/less good about the colours used
  - what colours would be better
  - The colours used contrast well with each other and give the presentation a professional feel
  - The white goes well with the black text

- Use of sound, video and animation** Please describe:
- what is good/less good about these elements
  - what elements would be better
  - There is no video so I can't comment on that
  - The animation of the heart is a good idea as the presentation is on the human body
  - The sound suits which slide it is meant for and goes well with the whole presentation

**Navigation** Please describe:

- how easy/hard it was to find your way around
- what is good/less good about the navigation used
- what navigation features would be better
- The navigation around the multimedia presentation is easy to use and very simple to understand
- You can tell where you came from
- You can tell where you are going too

**Interactivity** Please describe how well:

- you could interact with the product
- you could do things for yourself

Is there anything else that would have kept you involved with the product for a longer time?

- The interactivity of the product is good as you decide where you want to go
- You decide the answers for the quiz yourself and see whether you get the answer right or wrong
- If there was a video or a game on the human body, it would hold my attention more

## The product

1

**Reviewer's name** S | A

**Name of the person who made the product** J | L

**Multimedia product** (Presentation, teaching materials, etc) A Multimedia Presentation on the different parts of the human body with an interactive quiz that tests the knowledge gained through the presentation

**Target audience** (Who is it for?) Primary School children aged 4-6  
Both boys and girls

**Purpose of the product** (What will it achieve?) To teach the audience about the different parts of the human body and to test them through a Interactive quiz

## How well did it work?

2

Please provide feedback on the multimedia product.

Additional comments can be written in the box at the bottom.

*(Indicate score out of 5 – 1 being poor, 5 being excellent)*

**How easy was it to open the product?** 5

The product was easy and simple to open up

**How quickly did the images load?** 4

The images loaded within 2-3 seconds of opening the product

**How easy was it to read the text on each page?** 5

The text is of a suitable size, thereby making it easy to read

**How well did the video load?** N/A

There is no video

**How well did the sound load?** 5

The sound loads as soon as the you navigate onto the specific slide

**How consistent was the navigation? (Was the navigation in the same place on each page?)** 5  
The navigation was very consistent

**How well did the navigation work? (Was it clear how you got to the places you needed to go?)** 5

The navigation worked very well and I knew where I had come from

**How well did it record the sources of information used in the product?**

**Overall rating of the product** 4

**Other comments** (e.g. failure to send video or sound files, etc)

No video included however the sound used compensates for this



- Content (the information in the product)** Please describe:
- what is good/less good about the content
  - what other content would be better
  - The content was suitable for the audience of 4-6 year olds
  - It explained about the parts of the human body in a way the audience can understand
  - However, information on more body parts could be included so that the user can learn about more body parts than just the ones on the face

- Use of text** Please describe:
- what is good/less good about the text style(s) used
  - what text style(s) would be better
  - The text styles are a good choice as the text is easy to read, therefore the information that the text is showing is made more easy to understand
  - The text used is the same throughout the presentation therefore it keeps a consistent house style within the presentation

- Use of images** Please describe:
- what is good/less good about the images used
  - what images would be better
  - The images used are suitable for the purpose as they will appeal to the target audience due to them being cartoon-like images
  - Images of real life body parts may have been better as the children could then recognise them on their own body

- Use of colour** Please describe:
- what is good/less good about the colours used
  - what colours would be better
  - The colour used is simple but effective as it looks of a high quality but doesn't distract the users attention from the information about the body parts
  - The colours contrast well with each other as well

- Use of sound, video and animation** Please describe:
- what is good/less good about these elements
  - what elements would be better
  - There is no video so I can't comment on that
  - The animation of the heart looks good and is a good idea due to it being related to the human body
  - The sound goes with when the user gets an answer right or wrong so that is a good idea

**Navigation** Please describe:

- how easy/hard it was to find your way around
- what is good/less good about the navigation used
- what navigation features would be better
- The navigation around the presentation is simple and easy to use
- It is clear where you are going and where you came from

**Interactivity** Please describe how well:

- you could interact with the product
- you could do things for yourself

Is there anything else that would have kept you involved with the product for a longer time?

- The interactivity of the product is of a good level as the you can decide which path they want to take through the presentation
- You can decide the answers for the quiz yourself and either get it wrong and try again or move onto the next question
- If there was a game included, it would keep me occupied for longer as that would be something else to do